

planika
INTELLIGENT FIRE

planika
INTELLIGENT FIRE



We would like to introduce you to the amazing world of Planika's intelligent fires, where neither chimney nor hard connections are required. Planika joins the warmth of natural fire with the advanced technology creating wonderful, highly functional bio ethanol fireplaces. The uniqueness of the solutions applied allows Planika Fires to obtain the effect of dancing flames in their natural intense colours. With the appropriate amount of time spent on designing and carefully selecting materials, manufactured in Europe, Planika Fires has already succeeded in more than 60 countries all over the world.

Today, Planika with subsidiaries in USA, sells its products worldwide and has more and more appreciation among clients of private and public sector, as well as architects. The design process of our bio fireplaces takes place in the Planika Studio where excellent conditions for young designers are provided. By using the most advanced equipment, we can guarantee the reliability and durability of Planika's products, since each product is carefully tested before being sold.

Our success lies in designing a new form that corresponds with constantly changing technology. Design together with the technical knowledge and experience are the basis for every model. By always paying close attention to every detail while shaping the form and carefully selecting the highest quality materials for ethanol fireplaces, Planika has come up with products that are in accordance with our sustainable agenda. In order to provide finest products, our specialists constantly modernise the implemented technologies. Therefore, we are the only company in the world using such advanced, patented technology.

By stimulating cooperation between technology and business, the company has gained the position of the world leader in the production and distribution of bio fireplaces, suitable for both commercial and private areas. Planika provides people with the primeval element of fire dressed in the highest quality design.



about

US





arrangements
of products







Serenity yacht by Mondomarine
Model: Fire Line Automatic
Photo courtesy: Aberto Cocchi



Serenity yacht by Mondomarine
Model: Fire Line Automatic
Photo courtesy: Aberto Cocchi



Poziom 511 Design Hotel & Spa - Podzamcze, Poland
Model: Fire Line Automatic



Piekna Bistro Restaurant - Warsaw, Poland
Design: ON/OFF Architekci
Model: Fire Line Automatic



Sixty Restaurant - Moscow, Russia
Design: Ginza project
Model: Fire Line Automatic 2 model E

Fire Line Automatic fits perfectly in our house between the lounge and the dining room. Everybody wants to see it burning even in the middle of summer.

Tom Cornwell,
Owner of the Villa Escarpa, Portugal
The Oakridge Partnership Ltd



Private Residence, Villa Escarpa - Portugal
Design: The Oakridge Partnership Ltd
Model: Fire Line Automatic



Izel Restaurant, Conrad Hotel - Dubai, UAE
Design: WS Atkins & Partners
Supervision: Patricia Holler
Model: Fire Line Automatic - 8000 mm





Private residence, Poland
Model: Fire Line Automatic XT



Salone Internazionale del Mobile - Milan, Italy
Model: Fire Line Automatic
Photo courtesy: Jan Lutyk



It is in fact a very original fire solution since it is hard to find an apartment where natural flame fireplace is used. It was impossible according to safety requirements. That is why modern bio fireplaces are a very good alternative.

Elena Miroshkina
Architect, Geometrix Design





Landhuis Gooilust - Amsterdam, Netherlands
Model: Jar Commerce





Meydan Beach, Jumeirah Beach Residence - Dubai, UAE
Design: CM Design
Model: Fire Line Automatic - 1490 mm

Showroom Landhuis Gooilust - Amsterdam, Netherlands
Model: HotBox



Planika fireplace does not emit any carbon dioxide. Even though it demands no chimney, it is still the focal point of the room. It gives that pure feel of the real fire.

Tom Cornwell
Owner of the Villa Escarpa, Portugal
The Oakridge Partnership Ltd





Sea Towers, Gdynia, Poland
Design: MSWW
Model: Fire Line Automatic

Planika's fireplace was something new for my investor and he was willing to take advantage of such opportunity.

Aleksandra Bobrowicz-Nadolny
Interior Designer, Dot.projekt



Salone Internazionale del Mobile - Milan, Italy
Model: PrimeFire
Photo courtesy: Jan Lutyk



Private Villa - Emirates Hills, Dubai
Design: Bishop Design LLC
Model: Totem Commerce



Private Villa - Emirates Hills, Dubai
Design: Bishop Design LLC
Model: Fire Line Automatic



*Portable bio fireplaces are easy to move
in the case of rearrangement. Their simplicity
is very useful in the modern houses.
In my opinion, they have a great future.*

Hans Murman
Architect, Murman Arkitekter

Słoneczny Młyn Hotel - Bydgoszcz, Poland
Model: Totem Commerce

Odessa Restaurant - Kiev, Ukraine
Design: YOD Design Lab
Model: Fire Line Automatic 2 model E



Private Residence - Bialystok, Poland
Design: Cubic Projekt, Tomasz Tubisz
Model: 2 x Fire Line Automatic - 3000 mm



Private residence, Girona, Spain
Model: Gustav Commerce






Shuvalovsky Project - Moscow, Russia
Design: Geometrix design
Model: Fire Line Automatic



Private residence
Design: Ivanka Kowalski
Model: Fire Line Automatic





Everything is an inspiration to me; I could be inspired by a book, a film, or a person. I have a principle when I work, that is to always conceptualise new functions for well-known objects and habits; re-designing an object that has been designed a thousand times is only interesting if there is a new function added or a new industrial process, etc. For me design is everything and it is part of my life. I like simplicity and I see it as a guarantee of lasting design.

Serge Atallah
Designer of Bubble Commerce

Ifema Fairs - Madrid, Spain
Model: Bubble Commerce



Design: Serge Atallah
Model: Bubble Commerce



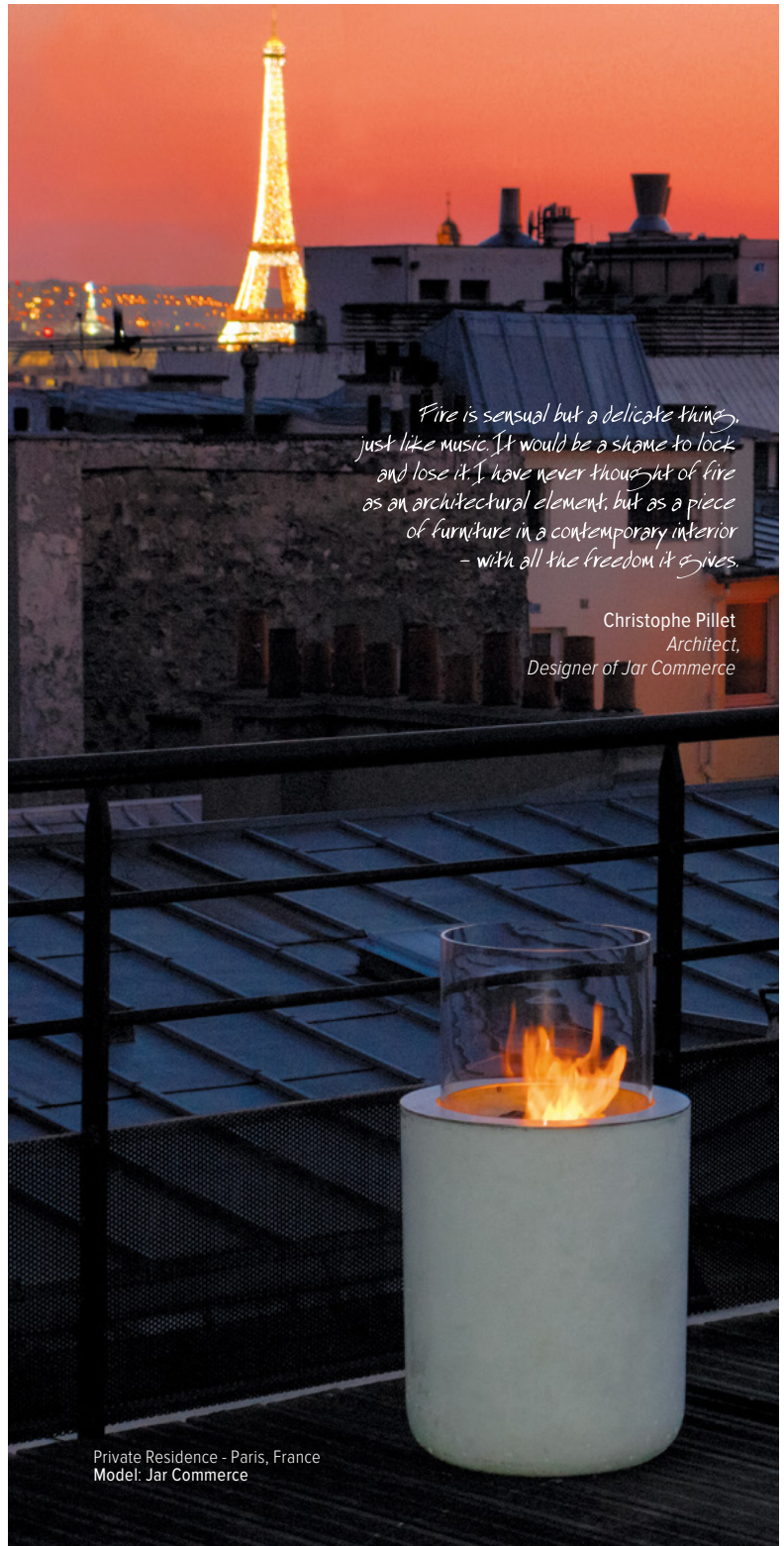
Salone Internazionale del Mobile - Milan, Italy
Design: Svetti Studio, Emanuele Svetti, One Trip Hotel
Model: Bubble Commerce



Hotel Bulwar - Torun, Poland
Model: Jar Commerce



Lubostron Palace - Lubostron, Poland
Model: Jar Commerce



*Fire is sensual but a delicate thing,
just like music. It would be a shame to lock
and lose it. I have never thought of fire
as an architectural element, but as a piece
of furniture in a contemporary interior
- with all the freedom it gives.*

Christophe Pillet
Architect,
Designer of Jar Commerce

Private Residence - Paris, France
Model: Jar Commerce

Poziom 511 Design Hotel & Spa - Podzamcze, Poland
Model: Simple Commerce








KLER Showroom, Dobroteka - Poland
Model: Pyramid Commerce



Sheraton Hotel - Sopot, Poland
Model: Pyramid Commerce



Gdynia, Poland
Design: Planika Studio
Model: Pyramid Commerce





Van der Valk Hotel, Veenendaal, Netherlands
Model: Fire Line Automatic





WORLDWIDE EXPERIENCE

- Over 15 years on the market
- Appreciation in over 80 countries
- Numerous projects on every continent
- Top private and commercial designs (Marriott, Hilton, Kempinski and many more)



PATENTED BEV TECHNOLOGY

- No direct contact between the fuel and the flame
- No smell, no smoke, no ash
- Cleanest combustion process
- Natural, golden flames
- Longer burning time



WHY to choose us?



CUSTOMIZED MODELS – FIRE LINE AUTOMATIC

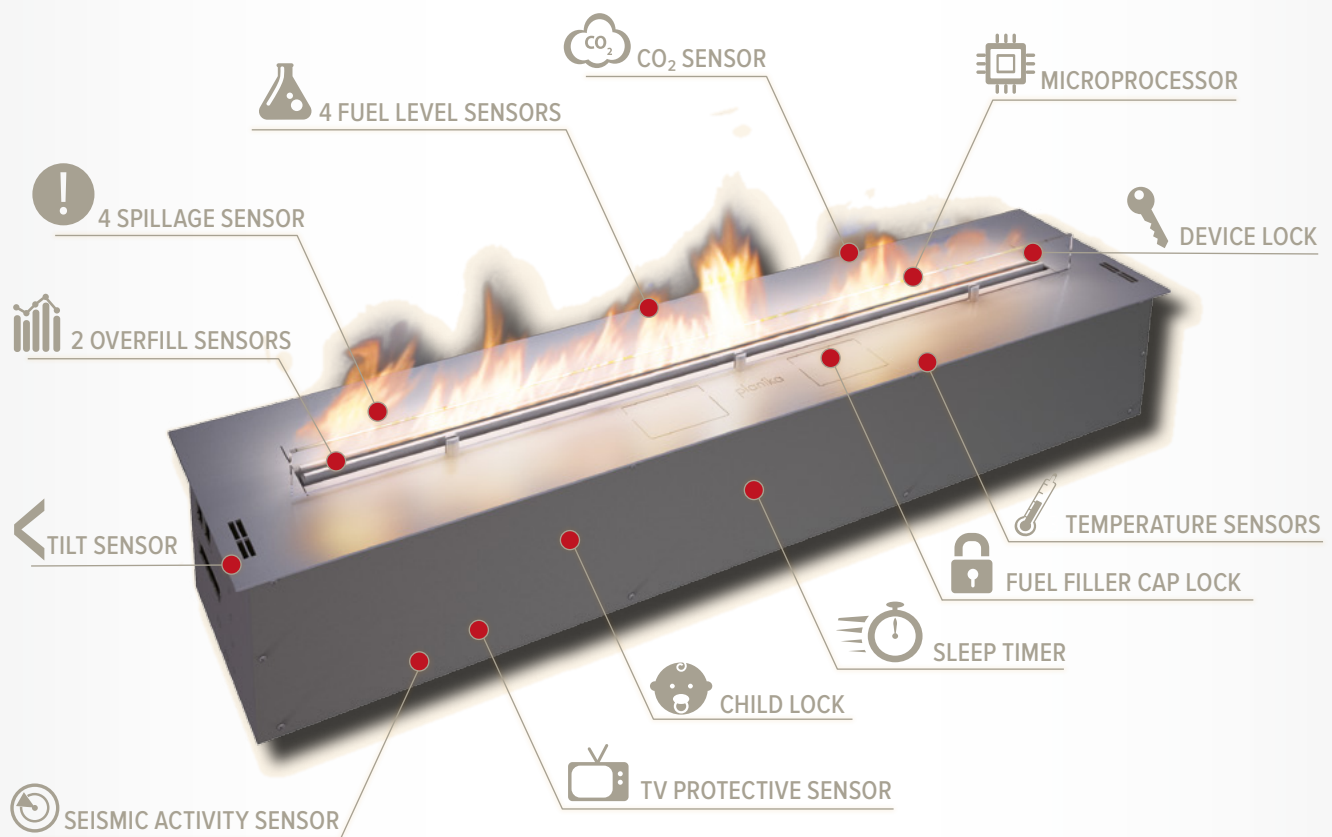
- Bespoke models for endless line of fire
- Customizable length and color (RAL palette)
- No hard connection and chimney for unlimited arrangement possibilities
- Easy installation to implement the fireplace at every stage of the project
- Project Department for advice and assistance



INTELLIGENT FEATURE AND ADVANCED SAFETY


- TÜV, UL and ULC certified
- Multiple safety sensors: temperature sensor, tilt sensor, child lock, CO₂ sensor, overflow sensor
- Smart device control
- Smart Home system compatible
- Remote control
- Complex projects – we installed the first bio ethanol fireplace on a yacht
- Advanced safety confirmed by numerous commercial and public projects
- Advanced microprocessor overseeing the operation of the fireplace
- Intuitive control panel

safety sensors



To ensure the comfort and safety of the user, our intelligent fireplaces are fully automatic. Multiple safety sensors e.g. CO₂, overflow sensor, tilt sensor and temperature sensors that are connected to the microprocessor oversee the work of the device and guarantee its correct operation. These highly advanced solutions allow to enjoy the natural flames that are fully controlled.

intelligent fire



Technology tested by TÜV laboratory
German DIN 4734-1:2011-01 standard

Patented Technology: EP2 549 182

Planika owns an advanced laboratory, in which our staff tests every model before selling and researches new technologies. Our products fulfil the restrictive requirements, which allowed to obtain several certificates. Products are also tested by TUV laboratory in terms of DIN regulation 4734-1:2011-01.

To increase the user's comfort, we have equipped the products with the possibility to operate them with a remote control and the possibility of Smart Home system integration. The device is also equipped with numerous safety sensors, allowing an immediate reaction of the electronics to any inaccuracies.

In order to ensure the highest safety while using Planika products, the temperature and the burning process in general are fully controlled by advanced electronics and a microprocessor.

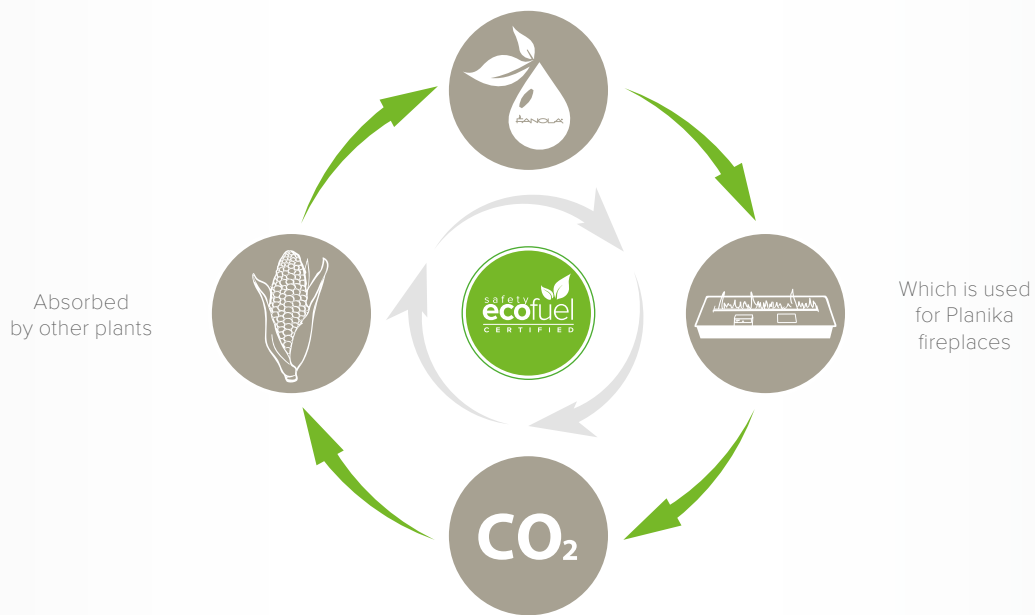
Planika's unique Long Fire Technology, used in our most popular bio fireplace – Fire Line Automatic, gives limitless possibilities of arrangement and allows to receive customised dimensions of the device.

ecology

biofuel for fireplace

renewable energy source

Sugars obtained from plants are fermented, distilled and denatured, becoming Fanola® bio ethanol



automaticinserts

intelligent fire



automatic inserts

Fire Line Automatic XT

FLA XT

Because eXternal means convenient
Low-maintenance fireplace

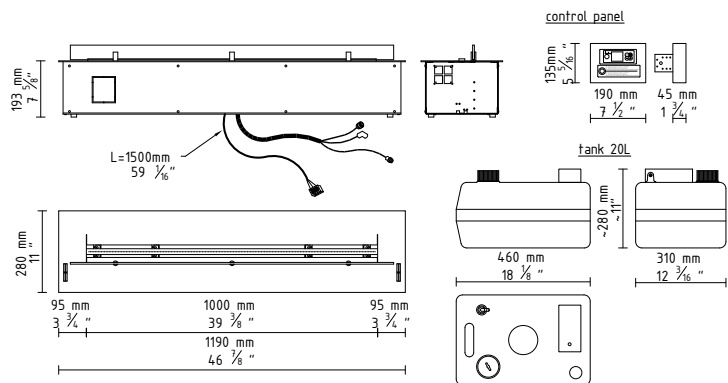


FEATURES:

- BEV* Technology
- Optional BOX XT (left and / or right module)
- External fuel tank
- No smell / no ash / no smoke
- WiFi (controlled with mobile devices)
- Remote controllable
- Smart Home Systems compatible
- Advanced safety sensors
- Fast Start
- Automatic shutdown in case of errors
- Child Lock
- Sleep timer
- Advanced microprocessor
- LCD display
- External control panel
- Intuitive control
- 6 levels of flame height
- Easy installation
- Bespoke sizes
- Possibility of joining modules
- No additional ventilation required / No chimney required
- External wireless temperature sensor
- Electrical connection required
- For indoor use
- Eco-friendly
- Certified



DIMENSIONS:

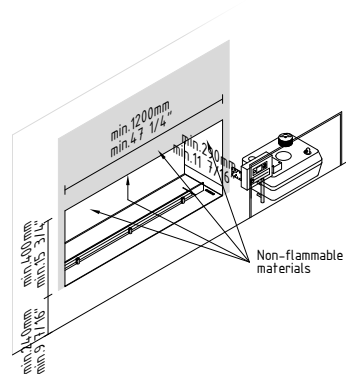


* BEV Technology – A patented process resulting in the clean burning of bio-ethanol fuel vapours.

TECHNICAL DATA:

Capacity: 20 L / [US] 5,28 gal / [UK] 4,4 gal
Burning time: 13 - 33 h
Heat output: 3,3 - 8,4 kW / 11398 - 28490 BTU
Net weight: 28 kg / 62 lbs
Air circulation: min. 1/h
Minimum room size:
 please contact our Project Department for details
Power supply: 230 V / 115 V
Finish:
 TOP: black powder coated steel,
 CASING: galvanized steel,
 GLASS SHIELD: tempered glass

INSTALLATION:



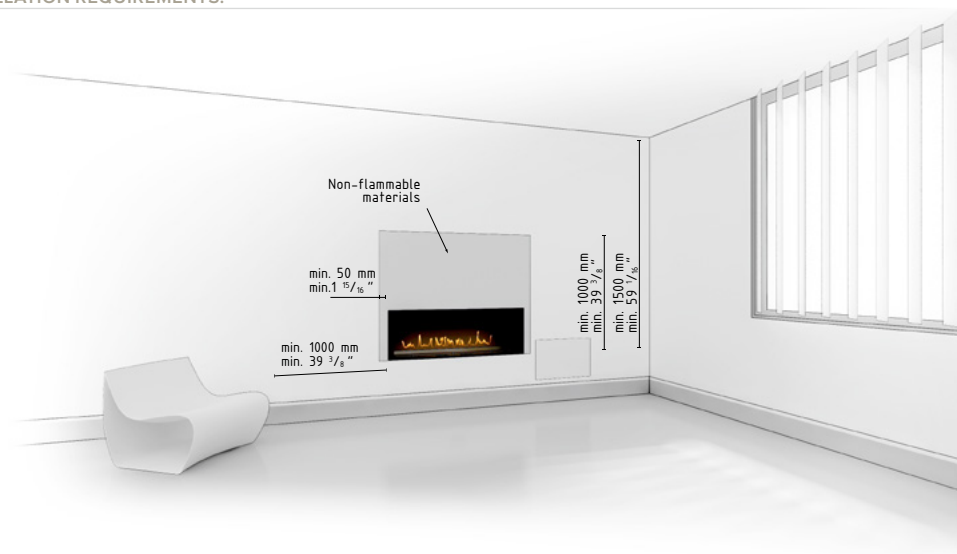
automatic inserts Fire Line Automatic XT

FLA XT

BESPOKE MODELS:

Planika ensures top service. To live up to our clients' requirements, we have provided the possibility to produce bespoke models, according to the client's expectations. Length of the bio fireplace is customizable.

INDOOR INSTALLATION REQUIREMENTS:



automatic inserts

Fire Line Automatic XT

FLA XT in casing C

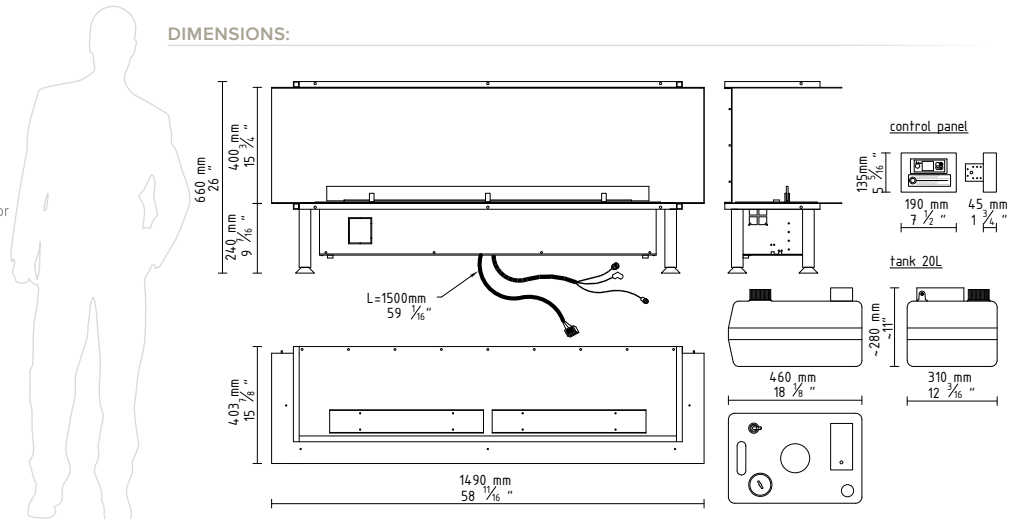
Because eXternal means convenient
Low-maintenance fireplace

FEATURES:

- BEV* Technology
- Optional BOX XT (left and / or right module)
- External fuel tank
- No smell / no ash / no smoke
- WiFi (controlled with mobile devices)
- Remote controllable
- Smart Home Systems compatible
- Advanced safety sensors
- Fast Start
- Automatic shutdown in case of errors
- Child Lock
- Sleep timer
- Advanced microprocessor
- LCD display
- External control panel
- Intuitive control
- 6 levels of flame height
- Easy installation
- Bespoke sizes
- Possibility of joining modules
- No additional installation
- No additional ventilation required / No chimney required
- External wireless temperature sensor
- Electrical connection required
- For indoor use
- Eco-friendly
- Certified



DIMENSIONS:

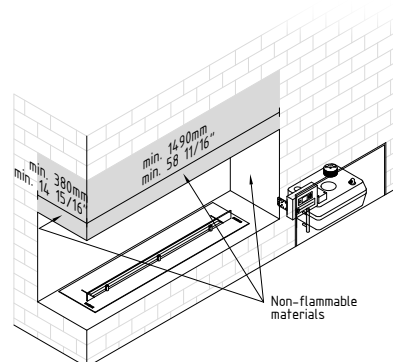


* BEV Technology – A patented process resulting in the clean burning of bio-ethanol fuel vapours.

TECHNICAL DATA:

Capacity: 20 L / [US] 5,28 gal / [UK] 4,4 gal
 Burning time: 13 - 33 h
 Heat output: 3,3 - 8,4 kW / 11398 - 28490 BTU
 Net weight: 59 kg / 130 lbs
 Air circulation: min. 1/h
 Minimum room size:
 please contact our Project Department for details
 Power supply: 230 V / 115 V
 Finish:
 TOP: black powder coated steel,
 CASING: galvanized steel, black powder coated steel,
 GLASS SHIELD: tempered glass

INSTALLATION:



automatic inserts Fire Line Automatic XT

FLA XT IN CASING C

BESPOKE MODELS:

Planika ensures top service. To live up to our clients' requirements, we have provided the possibility to produce bespoke models, according to the client's expectations. Length of the bio fireplace is customizable.

INDOOR INSTALLATION REQUIREMENTS:



automatic inserts Fire Line Automatic XT

FLA XT in casing C+BOX XT

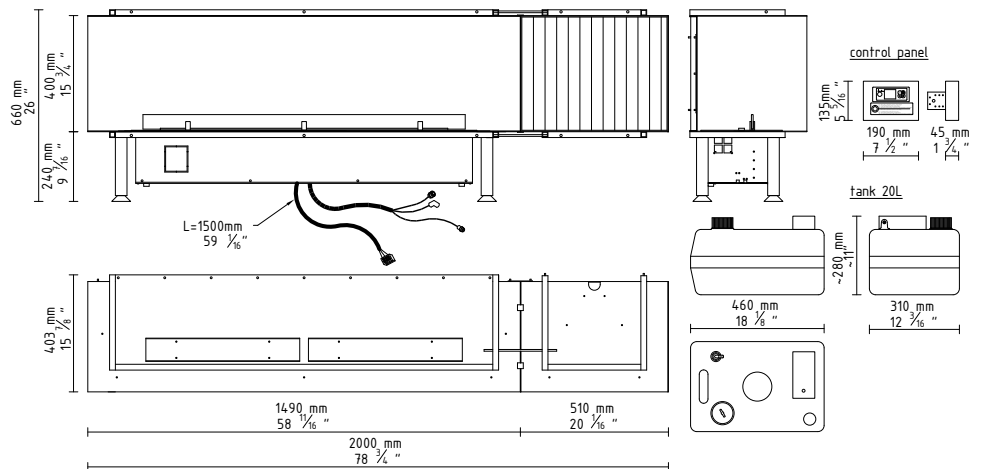
Because eXternal means convenient
Low-maintenance fireplace

FEATURES:

- BEV* Technology
- Optional BOX XT (left and / or right module)
- External fuel tank
- No smell / no ash / no smoke
- WiFi (controlled with mobile devices)
- Remote controllable
- Smart Home Systems compatible
- Advanced safety sensors
- Fast Start
- Automatic shutdown in case of errors
- Child Lock
- Sleep timer
- Advanced microprocessor
- LCD display
- External control panel
- Intuitive control
- 6 levels of flame height
- Easy installation
- Bespoke sizes
- Possibility of joining modules
- No additional installation
- No additional ventilation required / No chimney required
- External wireless temperature sensor
- Electrical connection required
- For indoor use
- Eco-friendly
- Certified



DIMENSIONS:

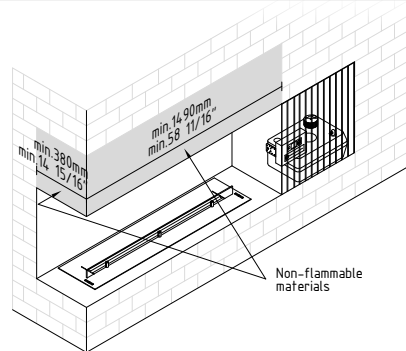


* BEV Technology – A patented process resulting in the clean burning of bio-ethanol fuel vapours.

TECHNICAL DATA:

Capacity: 20 L / [US] 5,28 gal / [UK] 4,4 gal
Burning time: 13 - 33 h
Heat output: 3,3 - 8,4 kW / 11398 - 28490 BTU
Net weight: 79 kg / 174 lbs
Air circulation: min. 1/h
Minimum room size:
 please contact our Project Department for details
Power supply: 230 V / 115 V
Finish:
 TOP: black powder coated steel,
 CASING: galvanized steel, black powder coated steel,
 GLASS SHIELD: tempered glass

INSTALLATION:



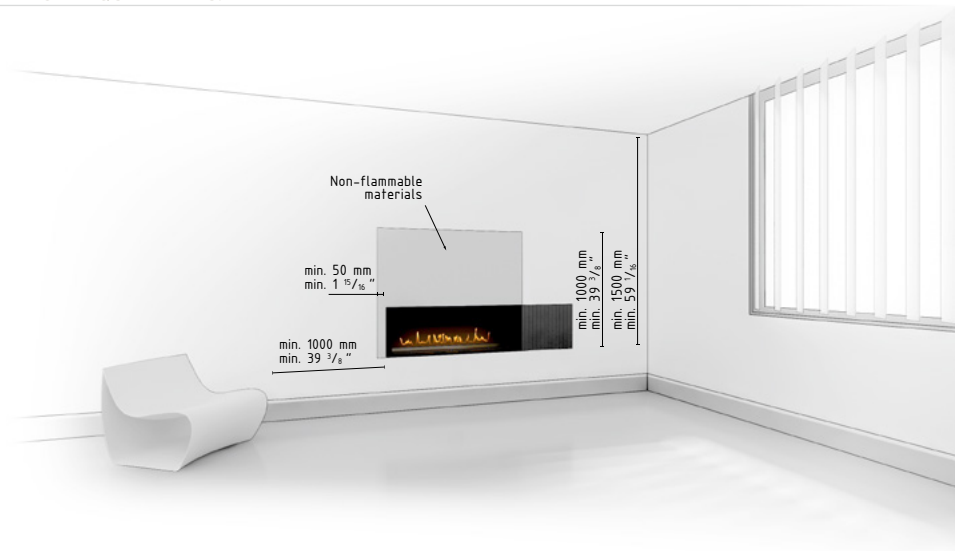
automatic inserts Fire Line Automatic XT

FLA XT IN CASING C + BOX XT

BESPOKE MODELS:

Planika ensures top service. To live up to our clients' requirements, we have provided the possibility to produce bespoke models, according to the client's expectations. Length of the bio fireplace is customizable.

INDOOR INSTALLATION REQUIREMENTS:





automatic inserts Fire Line Automatic 3

FLA3 standard 1190 mm

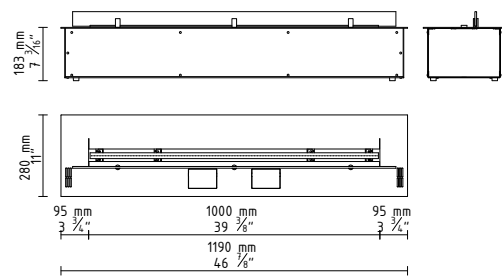
Control your fire with mobile devices
Create an endless line of fire

FEATURES:

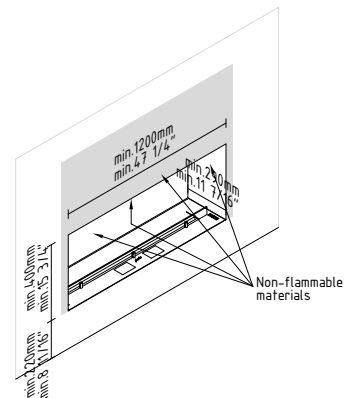
- BEV* Technology
- No smell / no ash / no smoke
- WiFi (controlled with mobile devices)
- Remote controllable
- Smart Home Systems compatible
- Advanced safety sensors
- Fast Start
- Automatic shutdown in case of errors
- Child Lock
- Sleep timer
- Advanced microprocessor
- LCD display
- Control panel
- Intuitive control
- 6 levels of flame height
- Easy installation
- Bespoke sizes
- Possibility of joining modules
- Custom finish option
- No additional installation
- No additional ventilation required / No chimney required
- External wireless temperature sensor
- Electrical connection required
- For indoor use
- Eco-friendly
- Automatic fuel pump
- Certified



DIMENSIONS:



INSTALLATION:



* BEV Technology – A patented process resulting in the clean burning of bio-ethanol fuel vapours.

TECHNICAL DATA:

Capacity: 6 L / [US] 1,56 gal / [UK] 1,32 gal

Burning time: 4 - 10 h

Heat output: 3,3 - 8,4 kW / 11398 - 28490 BTU

Net weight: 25 kg / 55 lbs

Air circulation: min. 1/h

Minimum room size:

please contact our Project Department for details

Power supply: 230 V / 115 V

Finish:

TOP: brushed stainless steel / optional: RAL colours / optional: black powder coated steel,

CASING: galvanized steel,

GLASS SHIELD: hardened glass

automatic inserts

Fire Line Automatic 3

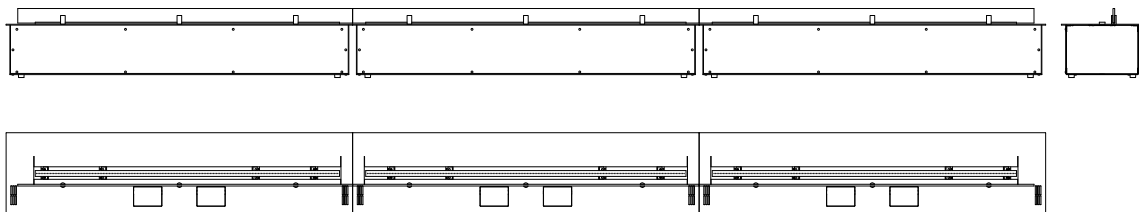
FLA3

BESPOKE MODELS:

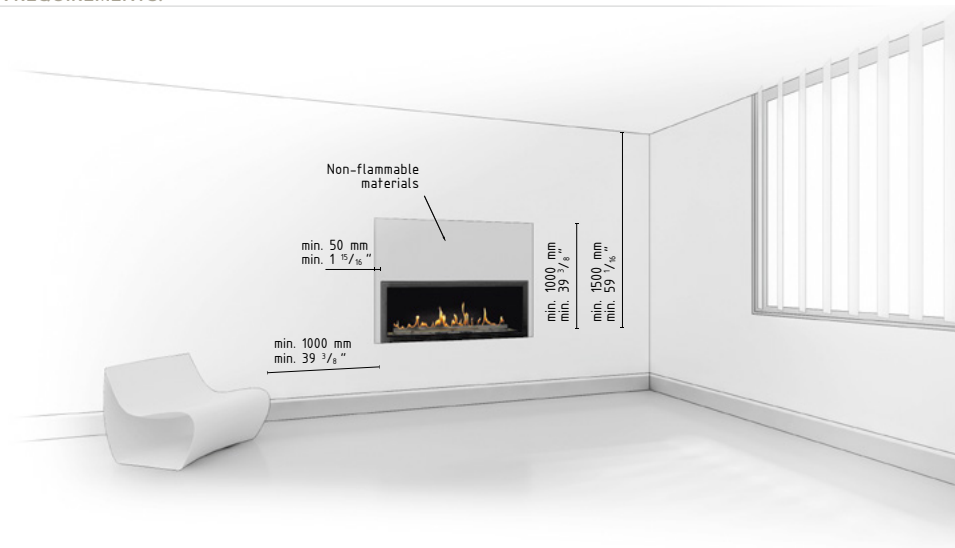
Planika ensures top service. To live up to our clients' requirements, we have provided the possibility to produce bespoke models, according to the client's expectations. Length of the bio fireplace is customizable.

SEVERAL JOINT UNITS - UP TO UNLIMITED LENGTH:

If a longer line of fire is preferred, several units can be placed together and operated with a single remote control, giving the possibility to create an endless line of fire. Client can choose between the right, middle and left module.



INDOOR INSTALLATION REQUIREMENTS:



automatic inserts



Fire Line Automatic 3

FLA3 standard 1490 mm

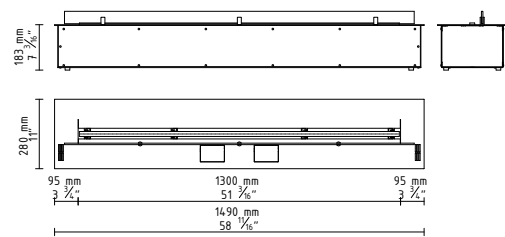
Control your fire with mobile devices
Create an endless line of fire

FEATURES:

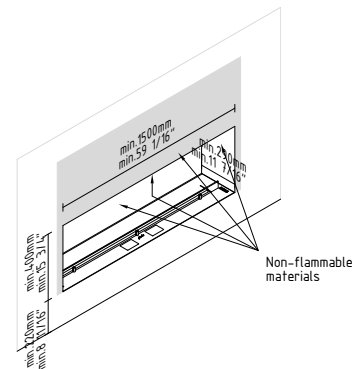
- BEV* Technology
- No smell / no ash / no smoke
- WiFi (controlled with mobile devices)
- Remote controllable
- Smart Home Systems compatible
- Advanced safety sensors
- Fast Start
- Automatic shutdown in case of errors
- Child Lock
- Sleep timer
- Advanced microprocessor
- LCD display
- Control panel
- Intuitive control
- 6 levels of flame height
- Easy installation
- Bespoke sizes
- Possibility of joining modules
- Custom finish option
- No additional installation
- No additional ventilation required / No chimney required
- External wireless temperature sensor
- Electrical connection required
- For indoor use
- Eco-friendly
- Automatic fuel pump
- Certified



DIMENSIONS:



INSTALLATION:



* BEV Technology – A patented process resulting in the clean burning of bio-ethanol fuel vapours.

TECHNICAL DATA:

Capacity: 9 L / [US] 2,37 gal / [UK] 1,97 gal

Burning time: 4,5 - 12 h

Heat output: 4,2 - 11,8 kW / 14330 - 40263 BTU

Net weight: 36 kg / 80 lbs

Air circulation: min. 1/h

Minimum room size:

please contact our Project Department for details

Power supply: 230 V / 115 V

Finish:

TOP: brushed stainless steel / optional: RAL colours / optional: black powder coated steel,

CASING: galvanized steel,

GLASS SHIELD: hardened glass

automatic inserts Fire Line Automatic 3

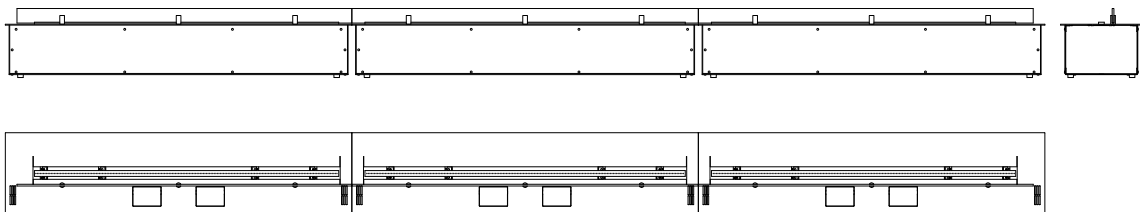
FLA3

BESPOKE MODELS:

Planika ensures top service. To live up to our clients' requirements, we have provided the possibility to produce bespoke models, according to the client's expectations. Length of the bio fireplace is customizable.

SEVERAL JOINT UNITS - UP TO UNLIMITED LENGTH:

If a longer line of fire is preferred, several units can be placed together and operated with a single remote control, giving the possibility to create an endless line of fire. Client can choose between the right, middle and left module.



INDOOR INSTALLATION REQUIREMENTS:



automatic inserts

Fire Line Automatic 3

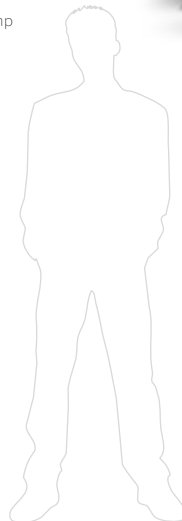

FLA3 in casing A standard 1190 mm

Perfect solution for architects
WiFi-controlled fireplace

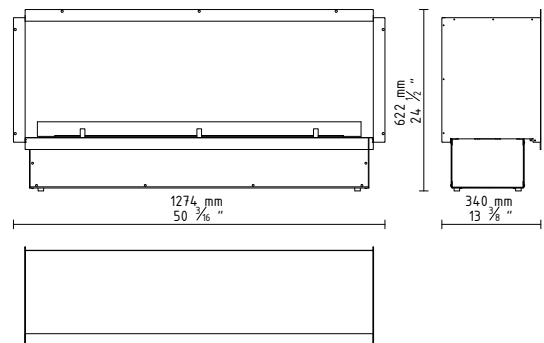


FEATURES:

- BEV* Technology
- No smell / no ash / no smoke
- WiFi (controlled with mobile devices)
- Remote controllable
- Smart Home Systems compatible
- Advanced safety sensors
- Fast Start
- Automatic shutdown in case of errors
- Child Lock
- Sleep timer
- Advanced microprocessor
- LCD display
- Control panel
- Intuitive control
- 6 levels of flame height
- Easy installation
- Bespoke sizes
- Custom finish option
- No additional installation
- No additional ventilation required / No chimney required
- External wireless temperature sensor
- Electrical connection required
- For indoor use
- Eco-friendly
- Automatic fuel pump
- Certified



DIMENSIONS:



* BEV Technology – A patented process resulting in the clean burning of bio-ethanol fuel vapours.

TECHNICAL DATA:

Capacity: 6 L / [US] 1,56 gal / [UK] 1,32 gal

Burning time: 4 - 10 h

Heat output: 3,3 - 8,4 kW / 11396 - 28490 BTU

Net weight: 37 kg / 81,5 lbs

Air circulation: min. 1/h

Minimum room size:

please contact our Project Department for details

Power supply: 230 V / 115 V

Finish:

TOP: brushed stainless steel / optional: RAL colours / optional: black powder coated steel,

CASING: black powder coated steel, brushed stainless steel, galvanized steel,

OPTIONAL FRAME: brushed stainless steel,

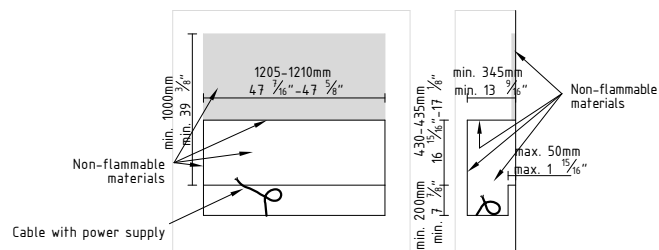
GLASS SHIELD: hardened glass

automatic inserts

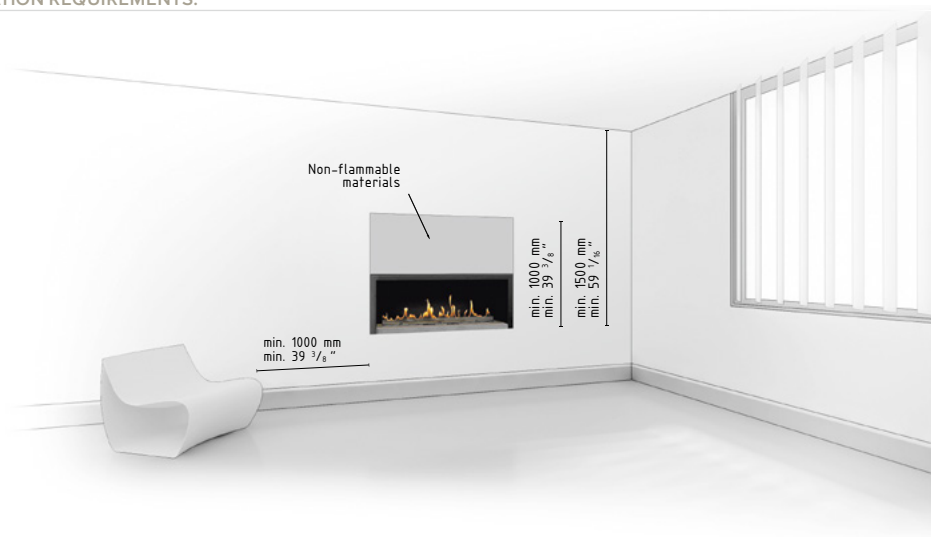
Fire Line Automatic 3

FLA3 IN CASING A

INSTALLATION:



INDOOR INSTALLATION REQUIREMENTS:



automatic inserts Fire Line Automatic 3

FLA3 in casing C

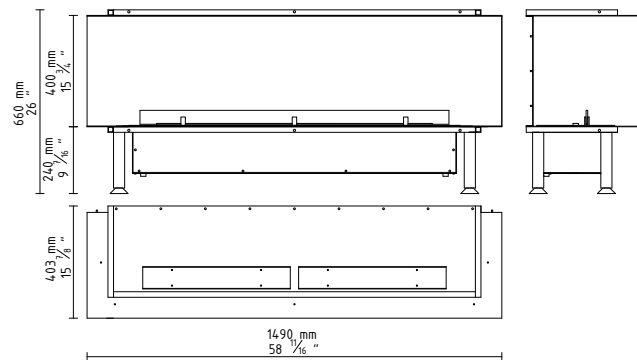
*Intelligent fireplace with a long line of fire
Flame visible from three sides*

FEATURES:

- BEV* Technology
- Optional BOX XT (left and / or right module)
- No smell / no ash / no smoke
- WiFi (controlled with mobile devices)
- Remote controllable
- Smart Home Systems compatible
- Advanced safety sensors
- Fast Start
- Automatic shutdown in case of errors
- Child Lock
- Sleep timer
- Advanced microprocessor
- LCD display
- Control panel
- Intuitive control
- 6 levels of flame height
- Easy installation
- Bespoke sizes
- Possibility of joining modules
- Custom finish option
- No additional installation
- No additional ventilation required
- No chimney required
- Electrical connection required
- For indoor use
- Eco-friendly
- Automatic fuel pump
- Certified



DIMENSIONS:



* BEV Technology – A patented process resulting in the clean burning of bio-ethanol fuel vapours.

TECHNICAL DATA:

Capacity: 6 L / [US] 1,56 gal / [UK] 1,32 gal

Burning time: 4 - 10 h

Heat output: 3,3 - 8,4 kW / 11398 - 28490 BTU

Net weight: 56 kg / 123 lbs

Air circulation: min. 1/h

Minimum room size:

please contact our Project Department for details

Power supply: 230 V / 115 V

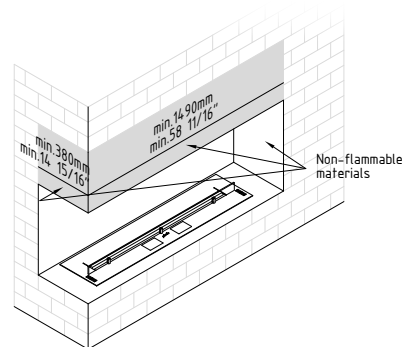
Finish:

TOP: brushed stainless steel / optional: RAL colours / optional: black powder coated steel,

CASING: galvanized steel, black powder coated steel,

GLASS SHIELD: hardened glass

INSTALLATION:



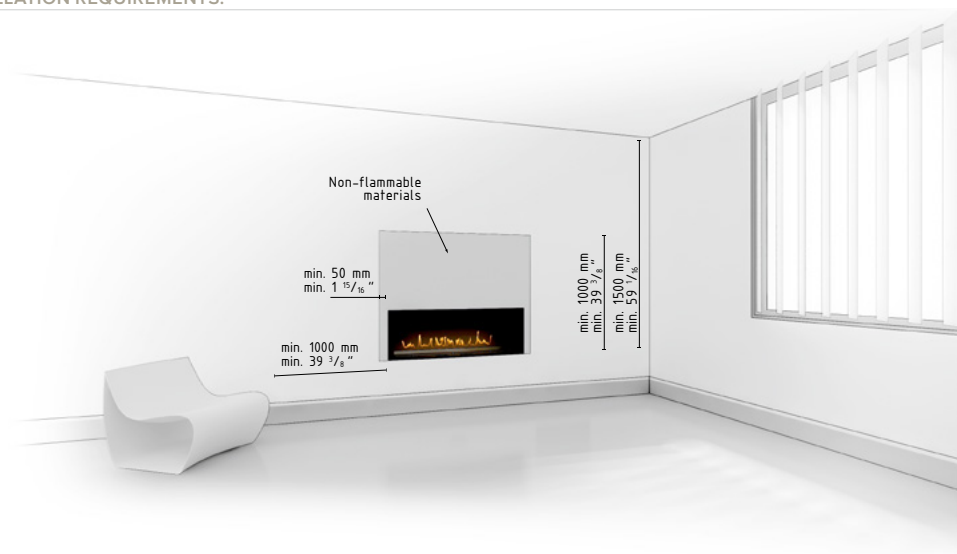
automatic inserts Fire Line Automatic 3

FLA3 IN CASING C

BESPOKE MODELS:

Planika ensures top service. To live up to our clients' requirements, we have provided the possibility to produce bespoke models, according to the client's expectations. Length of the bio fireplace is customizable.

INDOOR INSTALLATION REQUIREMENTS:



Fire Line Automatic 2 model E


automatic inserts

FLA2 model E

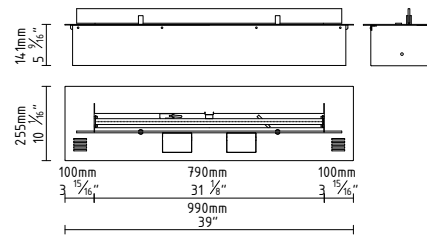
*Exceptional fire decoration
Ignite your imagination*

FEATURES:

- BEV* Technology
- No smell / no ash / no smoke
- Optional remote control
- Advanced safety sensors
- Automatic shutdown in case of errors
- Child Lock
- Advanced microprocessor
- Diode display
- Control panel
- Intuitive control
- 2 levels of flame height
- Easy installation
- Possibility of joining modules
- Custom finish option
- No additional installation
- No additional ventilation required
- No chimney required
- Electrical connection required
- For indoor use
- Eco-friendly
- Automatic fuel pump
- Certified



DIMENSIONS:



* BEV Technology – A patented process resulting in the clean burning of bio-ethanol fuel vapours.

TECHNICAL DATA:

Capacity: 3,5 L / [US] 0,91 gal / [UK] 0,77 gal

Burning time: 3 - 6 h

Heat output: 3,3 - 6,4 kW / 11396 - 21842 BTU

Net weight: 15,5 kg / 34 lbs

Air circulation: min. 1/h

Minimum room size:

please contact our Project Department for details

Power supply: 230 V / 115 V

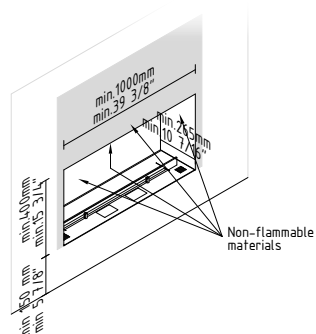
Finish:

TOP: black powder coated steel / optional: brushed stainless steel,

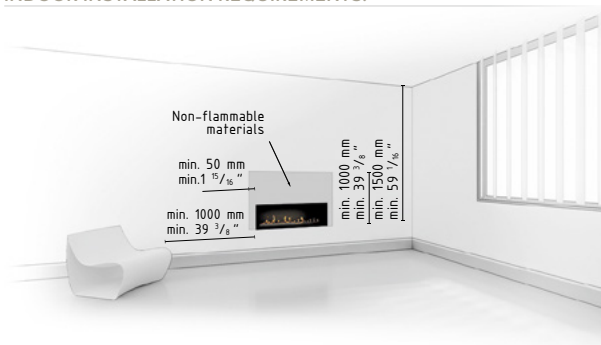
CASING: galvanized steel,

GLASS SHIELD: hardened glass

INSTALLATION:



INDOOR INSTALLATION REQUIREMENTS:



Fire Line Automatic 2 model E

automatic inserts

FLA2 model E in casing E

Functionality dressed in fire design
Innovative eco-friendly technology

FEATURES:

- BEV* Technology
- No smell / no ash / no smoke
- Optional remote controllable
- Advanced safety sensors
- Automatic shutdown in case of errors
- Child Lock
- Advanced microprocessor
- Diode display
- Control panel
- Intuitive control
- 2 levels of flame height
- Easy installation
- Possibility of joining modules
- Custom finish option
- No additional installation
- No additional ventilation required
- No chimney required
- Electrical connection required
- For indoor use
- Eco-friendly
- Automatic fuel pump
- Certified

* BEV Technology – A patented process resulting in the clean burning of bio-ethanol fuel vapours.

TECHNICAL DATA:

Capacity: 3,5 L / [US] 0,91 gal / [UK] 0,77 gal

Burning time: 3 - 6 h

Heat output: 3,3 - 6,4 kW / 11396 - 21842 BTU

Net weight: 25 kg / 55 lbs

Air circulation: min. 1/h

Minimum room size:

please contact our Project Department for details

Power supply: 230 V / 115 V

Finish:

TOP: black powder coated steel / optional: brushed stainless steel,

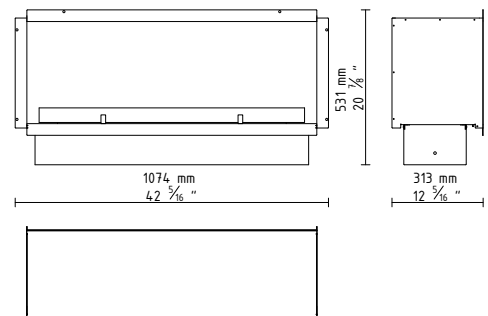
CASING: black powder coated steel, brushed stainless steel, galvanized steel,

OPTIONAL FRAME: brushed stainless steel,

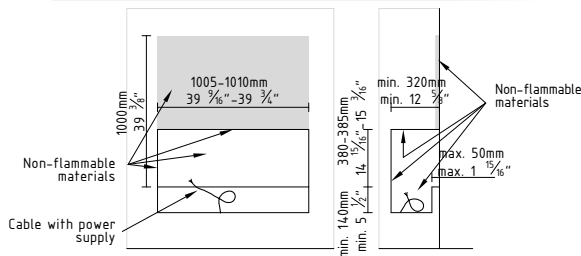
GLASS SHIELD: hardened glass



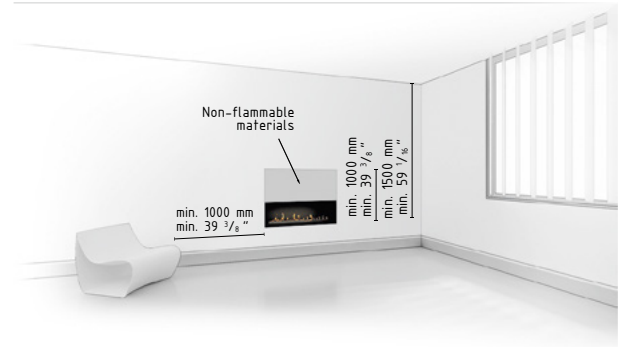
DIMENSIONS:



INSTALLATION:



INDOOR INSTALLATION REQUIREMENTS:



PushButtonFireplaces

intelligent fire



PrimeBox PushButtonFireplaces

PrimeBox

*Floor standing fireplace for the easiest arrangement
Enjoy real fire in minutes*

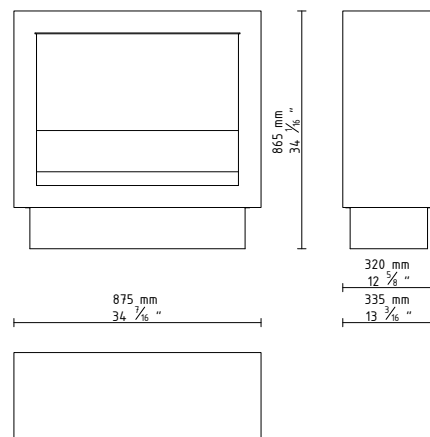


FEATURES:

- BEV* Technology
- Floor standing
- No smell / no ash / no smoke
- Remote controllable
- Advanced safety sensors
- Automatic shutdown in case of errors
- Child Lock
- Advanced microprocessor
- Diode display
- Control panel
- Intuitive control
- 2 levels of flame height
- Easy installation
- No additional installation
- No additional ventilation required
- No chimney required
- Electrical connection required
- For indoor use
- Eco-friendly
- Automatic fuel pump
- TÜV Certified



DIMENSIONS:



* BEV Technology – A patented process resulting in the clean burning of bio-ethanol fuel vapours.

TECHNICAL DATA:

Capacity: 2,75 L / [US] 0,7 gal / [UK] 0,6 gal

Burning time: ~5 h

Heat output: 4,0 kW / 13648 BTU

Net weight: 37,25 kg / 82 lbs

Air circulation: min. 1/h

Minimum room size:

please contact our Project Department for details

Power supply: 230 V / 115 V

Finish:

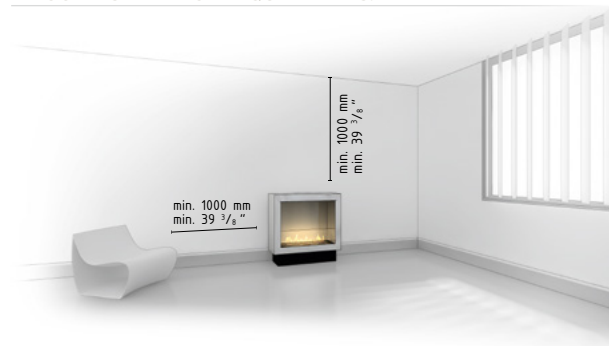
TOP: black powder coated steel,

CASING: lacquered MDF colour: white silk matt / black silk matt, black powder coated

steel, brushed stainless steel,

GLASS SHIELD: hardened glass

INDOOR INSTALLATION REQUIREMENTS:



PrimeFire PushButtonFireplaces

PrimeFire

Fire technology with an easy assembly
Real fire at the push of a button

FEATURES:

- BEV* Technology
- No smell / no ash / no smoke
- Optional remote control
- Advanced safety sensors
- Automatic shutdown in case of errors
- Child Lock
- Advanced microprocessor
- Diode display
- Control panel
- Intuitive control
- 2 levels of flame height
- Easy installation
- Possibility of joining modules
- No additional installation
- No additional ventilation required
- No chimney required
- Electrical connection required
- For indoor use
- Eco-friendly
- Automatic fuel pump
- TÜV Certified

* BEV Technology – A patented process resulting in the clean burning of bio-ethanol fuel vapours.

TECHNICAL DATA:

Capacity: 2,75 L / [US] 0,7 gal / [UK] 0,6 gal

Burning time: ~5 h

Heat output: 4,0 kW / 13648 BTU

Net weight: 11 kg / 24 lbs

Air circulation: min. 1/h

Minimum room size:
please contact our Project Department for details


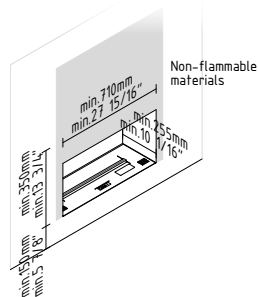
Power supply: 230 V / 115 V

Finish:

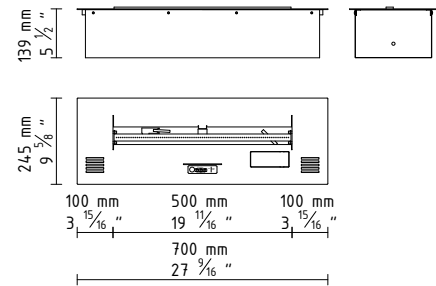
TOP: black powder coated steel,

CASING: galvanized steel

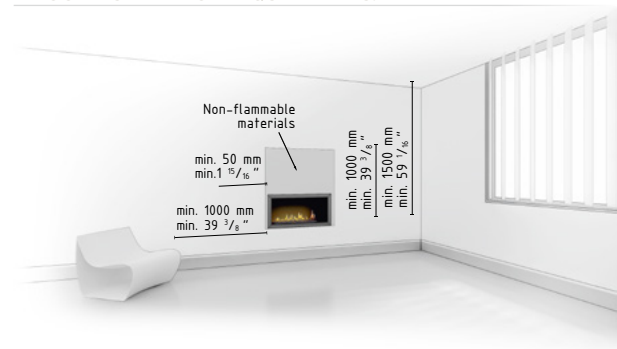
INSTALLATION:



DIMENSIONS:



INDOOR INSTALLATION REQUIREMENTS:



PrimeFire PushButton Fireplaces

PrimeFire

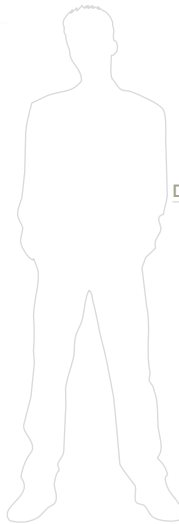
PrimeFire in casing

*Enjoy natural flames without smoke, smell or ash
Ignite the fire with a single button*

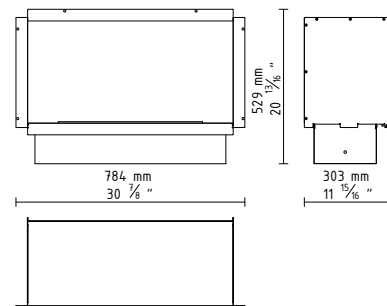


FEATURES:

- BEV* Technology
- No smell / no ash / no smoke
- Optional remote control
- Advanced safety sensors
- Automatic shutdown in case of errors
- Child Lock
- Advanced microprocessor
- Diode display
- Control panel
- Intuitive control
- 2 levels of flame height
- Easy installation
- No additional installation
- No additional ventilation required
- No chimney required
- Electrical connection required
- For indoor use
- Optional decorative accessories
- Eco-friendly
- Automatic fuel pump
- TÜV Certified



DIMENSIONS:



* BEV Technology – A patented process resulting in the clean burning of bio-ethanol fuel vapours.

TECHNICAL DATA:

Capacity: 2,75 L / [US] 0,7 gal / [UK] 0,6 gal

Burning time: ~5 h

Heat output: 4,0 kW / 13648 BTU

Net weight: 16,5 kg / 36,5 lbs

Air circulation: min. 1/h

Minimum room size:

please contact our Project Department for details

Power supply: 230 V / 115 V

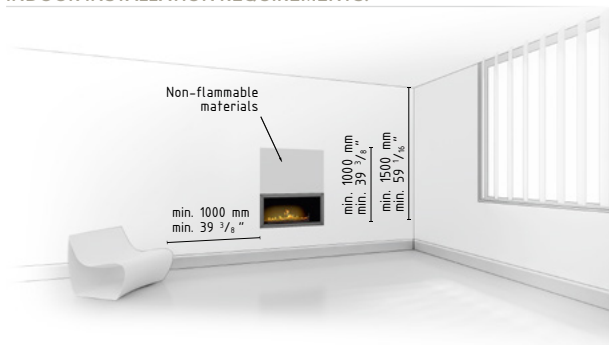
Finish:

TOP: black powder coated steel,

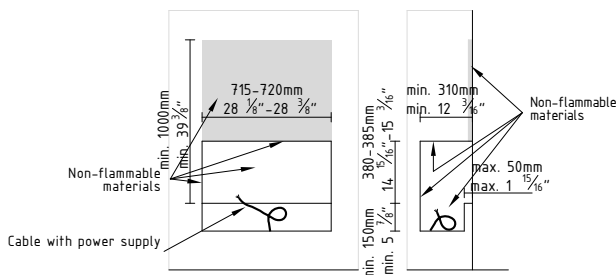
CASING: black powder coated steel, galvanized steel,

OPTIONAL FRAME: black powder coated steel

INDOOR INSTALLATION REQUIREMENTS:



INSTALLATION:



HotBox PushButton Fireplaces

HotBox

HotBox

To insert into existing fireplace
Relight and upgrade your living space

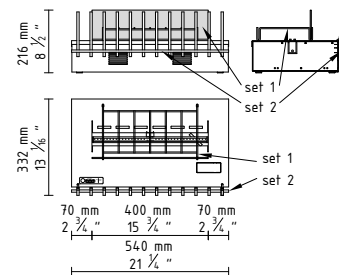


FEATURES:

- BEV* Technology
- Portable unit
- No smell / no ash / no smoke
- Optional remote control
- Advanced safety sensors
- Automatic shutdown in case of errors
- Child Lock
- Advanced microprocessor
- Diode display
- Control panel
- Intuitive control
- 2 levels of flame height
- Easy installation
- Possibility of joining modules
- No additional installation
- No additional ventilation required
- No chimney required
- Electrical connection required
- For indoor use
- Optional decorative accessories
- Eco-friendly
- TÜV Certified



DIMENSIONS:




* BEV Technology – A patented process resulting in the clean burning of bio-ethanol fuel vapours.

INDOOR INSTALLATION REQUIREMENTS:

TECHNICAL DATA:

Capacity: 2,5 L / [US] 0,65 gal / [UK] 0,55 gal
Burning time: 2,5 - 5 h
Heat output: 3,3 - 5,6 kW / 11396 - 18993 BTU
Net weight: 11,5 kg / 25 lbs
Air circulation: min. 1/h
Minimum room size:
 please contact our Project Department for details
Power supply: 230 V / 115 V
Finish:
 TOP: black powder coated steel,
 CASING: galvanized steel,
 OPTIONAL SET 1:
 DECORATIVE GRATE: black powder coated steel,
 OPTIONAL SET 2:
 GLASS SHIELD: hardened glass,
 GRILL: stainless steel,
 3 x BILLETS: ceramic



ZEN PushButtonFireplaces


ZEN

*Feel the calming vibe of ZEN
Portable fireplace to any relaxation area*

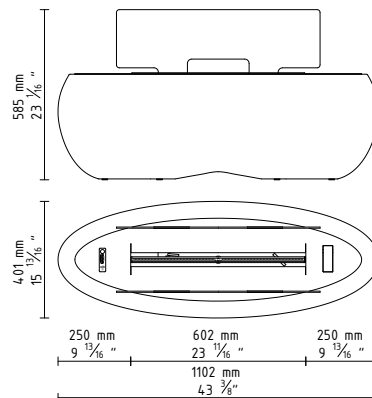


FEATURES:

- BEV* Technology
- Portable unit
- No smell / no ash / no smoke
- Optional remote control
- Advanced safety sensors
- Automatic shutdown in case of errors
- Child Lock
- Advanced microprocessor
- Diode display
- Control panel
- Intuitive control
- 2 levels of flame height
- Easy installation
- Custom finish option
- No additional installation
- No additional ventilation required
- No chimney required
- Electrical connection required
- For indoor use
- Eco-friendly
- TÜV Certified



DIMENSIONS:



* BEV Technology – A patented process resulting in the clean burning of bio-ethanol fuel vapours.

TECHNICAL DATA:

Capacity: 2,5 L / [US] 0,65 gal / [UK] 0,55 gal

Burning time: 3 - 5 h

Heat output: 3,0 - 4,7 kW / 10446 - 16144 BTU

Net weight: 20,5 kg / 45 lbs

Air circulation: min. 1/h

Minimum room size:

please contact our Project Department for details

Power supply: 230 V / 115 V

Finish:

TOP: black powder coated steel,

CASING: fibreglass polyester laminate in: white gloss colour (RAL 9010) / black gloss colour (RAL 9005),

GLASS SHIELD: hardened glass

INDOOR INSTALLATION REQUIREMENTS:



ZEN High PushButtonFireplaces

ZEN High

Designed to be seen
Perfect solution for contemporary interior

FEATURES:

- BEV* Technology
- Portable unit
- No smell / no ash / no smoke
- Optional remote control
- Advanced safety sensors
- Automatic shutdown in case of errors
- Child Lock
- Advanced microprocessor
- Diode display
- Control panel
- Intuitive control
- 2 levels of flame height
- Easy installation
- Custom finish option
- No additional installation required
- No additional ventilation required
- No chimney required
- Electrical connection required
- For indoor use
- Eco-friendly
- TÜV Certified

* BEV Technology – A patented process resulting in the clean burning of bio-ethanol fuel vapours.

TECHNICAL DATA:

Capacity: 2,5 L / [US] 0,65 gal / [UK] 0,55 gal

Burning time: 3 - 5 h

Heat output: 3,0 - 4,7 kW / 10446 - 16144 BTU

Net weight: 24 kg / 53 lbs

Air circulation: min. 1/h

Minimum room size:

please contact our Project Department for details

Power supply: 230 V / 115 V

Finish:

TOP: black powder coated steel,

CASING: fibreglass polyester laminate in: white gloss colour (RAL 9010)

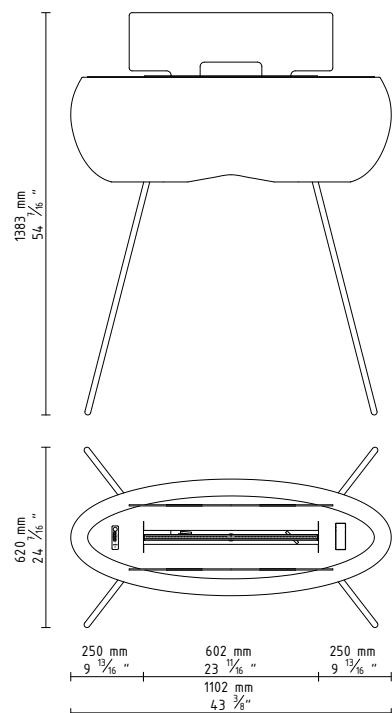
/ black gloss colour (RAL 9005),

GLASS SHIELD: hardened glass


INDOOR INSTALLATION REQUIREMENTS:



DIMENSIONS:



outdoor



Pyramid Commerce outdoor

Pyramid Commerce

Biofireplace with decorative twist
Perfect for luxury commercial areas

FEATURES:

- Commerce* Technology
- Portable unit
- No smell / no ash / no smoke
- Intuitive control
- Easy installation
- No additional installation
- No additional ventilation required
- No chimney required
- For indoor / outdoor use
- Eco-friendly

* Commerce Technology – Advanced technology which prevents fuel leakage due to absorbent ceramic fibres.

TECHNICAL DATA:

Capacity: 1,5 L / [US] 0,39 gal / [UK] 0,33 gal

Burning time: 3 - 7* h

Heat output: 2,5 kW / 8547 BTU

Net weight: 18 kg / 40 lbs

Air circulation: min. 1/h

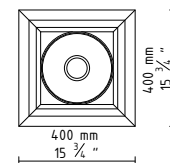
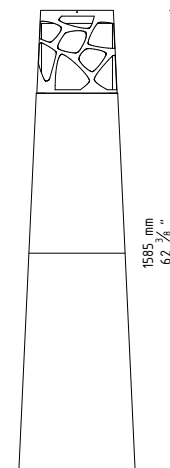
Finish:

CASING: fibreglass polyester laminate white gloss (RAL 9010), glass tube,
BURNER: stainless steel


* Burning time depends on the amount of fuel poured in



DIMENSIONS:



OUTDOOR INSTALLATION REQUIREMENTS:



Totem Commerce outdoor

Totem Commerce

*Makes the warmth of summer last longer
Bring the cosiness outdoors*

FEATURES:

- Commerce* Technology
- Portable unit
- No smell / no ash / no smoke
- Intuitive control
- Easy installation
- No additional installation
- No additional ventilation required
- No chimney required
- For indoor / outdoor use
- Eco-friendly

* Commerce Technology – Advanced technology which prevents fuel leakage due to absorbent ceramic fibres.

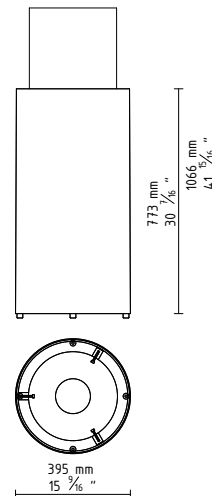
TECHNICAL DATA:

Capacity: 3 L / [US] 0,79 gal / [UK] 0,66 gal
 Burning time: 6 - 10* h
 Heat output: 2,5 kW / 8547 BTU
 Net weight: 24 kg / 53 lbs
 Air circulation: min. 1/h
 Finish:
 CASING: black polystone, glass tube,
 BURNER: stainless steel


* Burning time depends on the amount of fuel poured in



DIMENSIONS:



OUTDOOR INSTALLATION REQUIREMENTS:



Jar Commerce outdoor

Jar Commerce

Fire set on a concrete base
Easy way to decorate an outdoor area

FEATURES:

- Commerce® Technology
- Portable unit
- No smell / no ash / no smoke
- Intuitive control
- Easy installation
- No additional installation
- No additional ventilation required
- No chimney required
- For indoor / outdoor use
- Eco-friendly

* Commerce Technology – Advanced technology which prevents fuel leakage due to absorbent ceramic fibres.

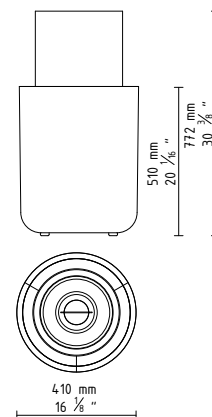
TECHNICAL DATA:

Capacity: 3 L / [US] 0,79 gal / [UK] 0,66 gal
Burning time: 6 - 10* h
Heat output: 2,5 kW / 8547 BTU
Net weight: 48 kg / 106 lbs
Air circulation: min. 1/h
Finish:
CASING: concrete, glass tube,
BURNER: stainless steel


* Burning time depends on the amount of fuel poured in



DIMENSIONS:



OUTDOOR INSTALLATION REQUIREMENTS:



Bubble Commerce outdoor

Bubble Commerce

*Perfect finish for your garden
Have a place to gather around*

FEATURES:

- Commerce* Technology
- Portable unit
- No smell / no ash / no smoke
- Intuitive control
- Easy installation
- No additional installation
- No additional ventilation required
- No chimney required
- For indoor / outdoor use
- Eco-friendly

* Commerce Technology – Advanced technology which prevents fuel leakage due to absorbent ceramic fibres.

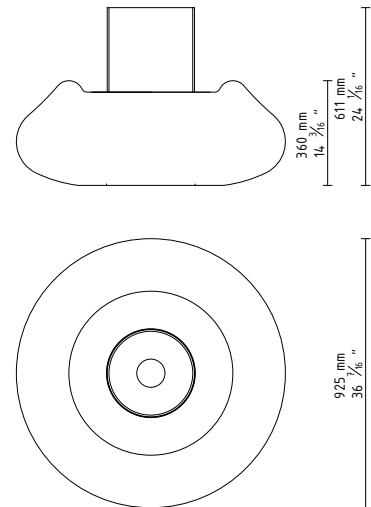
TECHNICAL DATA:

Capacity: 3 L / [US] 0,79 gal / [UK] 0,66 gal
Burning time: 6 - 10* h
Heat output: 2,5 kW / 8547 BTU
Net weight: 20 kg / 44 lbs
Air circulation: min. 1/h
Finish:
CASING: fibreglass polyester laminate white gloss (RAL 9010), glass tube,
BURNER: stainless steel

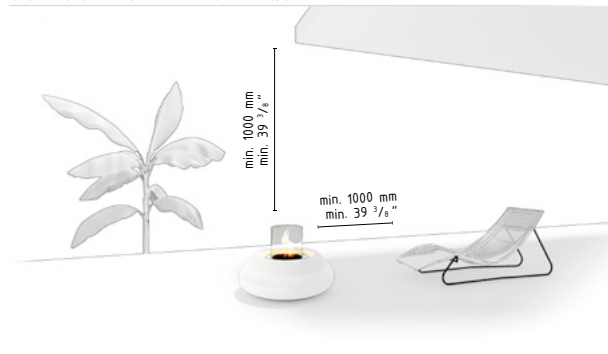
* Burning time depends on the amount of fuel poured in



DIMENSIONS:



OUTDOOR INSTALLATION REQUIREMENTS:



Gustav Commerce

*Real flame with rusty finish
 Corten fireplace ideal for hotels and restaurants*

FEATURES:

- Commerce® Technology
- Portable unit
- No smell / no ash / no smoke
- Intuitive control
- Easy installation
- No additional installation
- No additional ventilation required
- No chimney required
- For indoor / outdoor use
- Eco-friendly

* Commerce Technology – Advanced technology which prevents fuel leakage due to absorbent ceramic fibres.

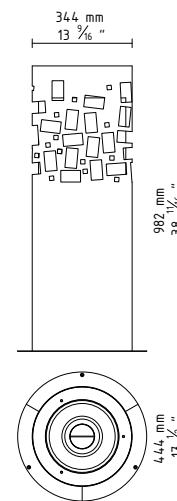
TECHNICAL DATA:

Capacity: 3 L / [US] 0,79 gal / [UK] 0,66 gal
Burning time: 6 - 10* h
Heat output: 2,5 kW / 8547 BTU
Net weight: 19 kg / 42 lbs
Air circulation: min. 1/h
Finish:
 CASING: corten steel, glass tube,
 BURNER: stainless steel


* Burning time depends on the amount of fuel poured in



DIMENSIONS:



OUTDOOR INSTALLATION REQUIREMENTS:



Simple Commerce outdoor

Simple Commerce

*Compact in size and fully portable
Perfect match for cosy home decor*



FEATURES:

- Commerce* Technology
- Portable unit
- No smell / no ash / no smoke
- Intuitive control
- Easy installation
- No additional installation
- No additional ventilation required
- No chimney required
- For indoor / outdoor use
- Eco-friendly

* Commerce Technology – Advanced technology which prevents fuel leakage due to absorbent ceramic fibres.

TECHNICAL DATA:

Capacity: 1,5 L / [US] 0,39 gal / [UK] 0,33 gal

Burning time: 3 - 7* h

Heat output: 2,5 kW / 8547 BTU

Net weight: 8,5 kg / 19 lbs


Air circulation: min. 1/h

Finish:

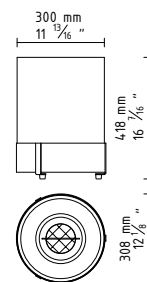
CASING: stainless steel, glass tube,

BURNER: stainless steel

* Burning time depends on the amount of fuel poured in



DIMENSIONS:



OUTDOOR INSTALLATION REQUIREMENTS:



Rondo Commerce outdoor

Rondo Commerce

*An all-round user-friendly fireplace
Feel the pleasure of the moment*



FEATURES:

- Commerce* Technology
- No smell / no ash / no smoke
- Intuitive control
- Easy installation
- No additional installation
- No additional ventilation required
- No chimney required
- For indoor / outdoor use
- Eco-friendly

* Commerce Technology – Advanced technology which prevents fuel leakage due to absorbent ceramic fibres.

TECHNICAL DATA:

Capacity: 3 L / [US] 0,79 gal / [UK] 0,66 gal

Burning time: 6 - 10* h

Heat output: 2,5 kW / 8547 BTU

Net weight: 7 kg / 15,5 lbs

Air circulation: min. 1/h

Finish:

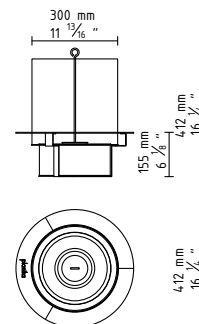
TOP: brushed stainless steel, glass tube,

CASING: black powder coated steel / stainless steel

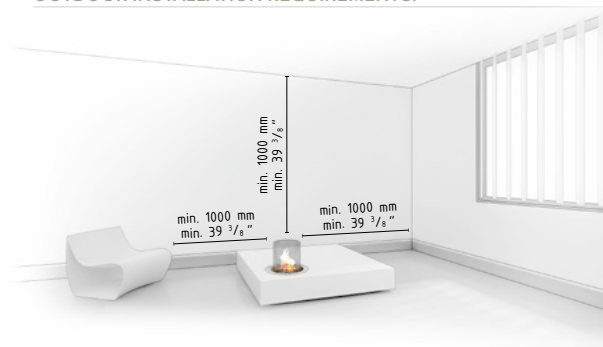
* Burning time depends on the amount of fuel poured in



DIMENSIONS:



OUTDOOR INSTALLATION REQUIREMENTS:



... advanced technology and **real fire**

contents

About us	3
Arrangements of products	5
Eco fuel technology, intelligent fire & key features.....	44
COLLECTIONS	
Automatic Inserts	49
Push Button Fireplaces	67
Outdoor	75

HEAD OFFICE Planika Sp. z o.o.

ul. Bydgoska 38
86-061 Brzoza, Poland
Tel: +48 52 364 11 60
Fax: +48 52 364 11 70
e-mail: planika@planikafires.com
www.planikafires.com

Planika USA LLC

1 Ackerman Avenue
Clifton, NJ 07011
Tel1: +1 (201) 933 7787
Tel2: +1 (201) 933 7723
F: +1 (201) 933 7741
e-mail: info@planikausa.com
www.planikausa.com

HEAD OFFICE Planika Sp. z o.o.
ul. Bydgoska 38
86-061 Brzoza
Poland
Tel: +48 52 364 11 60
Fax: +48 52 364 11 70
www.planikafires.com
e-mail: planika@planikafires.com

Planika USA LLC
1 Ackerman Avenue
Clifton, NJ 07011
Tel1: +1 (201) 933 7787
Tel2: +1 (201) 933 7723
F: +1 (201) 933 7741
www.planikausa.com
e-mail: info@planikausa.com