

built on



CONTEMPORARY

BARCELONA

NATURAL WALNUT / WHITE

Clean, cutting-edge design with beveled edges and precision miter joints.



Gloss White Doors

Brown Speaker Grill

Mitered Edges

BARCELONA

NATURAL WALNUT / WHITE

CONTEMPORARY

CHAMELEON COLLECTION



Barcelona 217 24.25"W x 24.75"H x 22"D
 Single Cabinet | C/BA217/NW/GW |
 Subwoofer Enclosure | C/BA217SE/NW/GW |



Barcelona 317 24.25"W x 34.5"H x 22"D Single
 Cabinet | C/BA317/NW/GW
 Rack Mount Cabinet | C/BA317RM/NW/GW



Barcelona 517 24.25"W x 54.75"H x 22"D
 Single Cabinet | C/BA517/NW/GW
 Rack Mount Cabinet | C/BA517RM/NW/GW



Barcelona 617 24.25"W x 64.5"H x 22"D Single
 Cabinet | C/BA617/NW/GW
 Rack Mount Cabinet | C/BA617RM/NW/GW



Barcelona 221 45"W x 24.75"H x 22"D
 Twin Cabinet | C/BA221/NW/GW |



Barcelona 221 Corner 45"W x 24.75"H x 22"D
 Twin Corner Cabinet | C/BA221CR/NW/GW



Barcelona 329 45"W x 34.5"H x 22"D
 Twin Cabinet | C/BA329/NW/GW



Barcelona 329 Corner 45"W x 34.5"H x 22"D
 Twin Corner Cabinet | C/BA329CR/NW/GW



Barcelona 323 45"W x 34.5"H x 22"D
 Twin Cabinet | C/BA323/NW/GW |
 Rack Mount Cabinet | C/BA323RM/NW/GW |



Barcelona 323 Corner 45"W x 34.5"H x 22"D
 Twin Corner Cabinet | C/BA323CR/NW/GW



Barcelona 236 65.75"W x 24.75"H x 22"D
 Triple Cabinet | C/BA236/NW/GW



Barcelona 237 65.75"W x 24.75"H x 22"D
 Triple Cabinet | C/BA237/NW/GW



Barcelona 336 65.75"W x 34.5"H x 22"D
 Triple Cabinet | C/BA336/NW/GW



Barcelona 337 65.75"W x 34.5"H x 22"D
 Triple Cabinet | C/BA337/NW/GW




Barcelona 339 65.75"W x 34.5"H x 22"D
 Triple Cabinet | C/BA339/NW/GW

CR - Corner
 RM - Rack Mount, Pro Audio
 SUB - Subwoofer Enclosure



Speaker Integration





CONTEMPORARY

BARCELONA

NATURAL WALNUT / BLACK GLASS

Clean, cutting-edge design with beveled edges and precision miter joints.



Black Glass Doors

Black Speaker Grill

Mitered Edges

BARCELONA

NATURAL WALNUT / BLACK

CONTEMPORARY

CHAMELEON COLLECTION



(SUB)

Barcelona 217 24.25"W x 24.75"H x 22"D
 Single Cabinet | C/BA217/NW/BG
 Subwoofer Enclosure | C/BA217SE/NW/BG



(RM)

Barcelona 317 24.25"W x 34.5"H x 22"D Single
 Cabinet | C/BA317/NW/BG
 Rack Mount Cabinet | C/BA317RM/NW/BG



(RM)

Barcelona 517 24.25"W x 54.75"H x 22"D
 Single Cabinet | C/BA517/NW/BG
 Rack Mount Cabinet | C/BA517RM/NW/BG



(RM)

Barcelona 617 24.25"W x 64.5"H x 22"D Single
 Cabinet | C/BA617/NW/BG
 Rack Mount Cabinet | C/BA617RM/NW/BG



Barcelona 221 45"W x 24.75"H x 22"D
 Twin Cabinet | C/BA221/NW/BG



(CR)

Barcelona 221 Corner 45"W x 24.75"H x 22"D
 Twin Corner Cabinet | C/BA221CR/NW/BG



Barcelona 329 45"W x 34.5"H x 22"D
 Twin Cabinet | C/BA329/NW/BG



(CR)



Barcelona 329 Corner 45"W x 34.5"H x 22"D
 Twin Corner Cabinet | C/BA329CR/NW/BG



(RM)

Barcelona 323 45"W x 34.5"H x 22"D
 Twin Cabinet | C/BA323/NW/BG |
 Rack Mount Cabinet | C/BA323RM/NW/BG



Barcelona 323 Corner 45"W x 34.5"H x 22"D
 Twin Corner Cabinet | C/BA323CR/NW/BG



Barcelona 236 65.75"W x 24.75"H x 22"D
 Triple Cabinet | C/BA236/NW/BG



Barcelona 237 65.75"W x 24.75"H x 22"D
 Triple Cabinet | C/BA237/NW/BG



Barcelona 336 65.75"W x 34.5"H x 22"D
 Triple Cabinet | C/BA336/NW/BG



Barcelona 337 65.75"W x 34.5"H x 22"D
 Triple Cabinet | C/BA337/NW/BG



Barcelona 339 65.75"W x 34.5"H x 22"D
 Triple Cabinet | C/BA339/NW/BG

CR - Corner
 RM - Rack Mount, Pro Audio
 SUB - Subwoofer Enclosure

Speaker Integration



CONTEMPORARY

BARCELONA

NATURAL CHERRY / BLACK GLASS



Black Glass Doors

Black Speaker Grill

Mitered Edges

Clean, cutting-edge design with beveled edges and precision miter joints.



BARCELONA

LIGHT CHERRY / BLACK GLASS

CONTEMPORARY

CHAMELEON COLLECTION



Barcelona 217 24.25"W x 24.75"H x 22"D
 Single Cabinet | C/BA217/NC
 Subwoofer Enclosure | C/BA217SE/NC



Barcelona 317 24.25"W x 34.5"H x 22"D
 Single Cabinet | C/BA317/NC
 Rack Mount Cabinet | C/BA317RM/NC



Barcelona 517 24.25"W x 54.75"H x 22"D
 Single Cabinet | C/BA517/NC
 Rack Mount Cabinet | C/BA517RM/NC



Barcelona 617 24.25"W x 64.5"H x 22"D
 Single Cabinet | C/BA617/NC
 Rack Mount Cabinet | C/BA617RM/NC



Barcelona 221 45"W x 24.75"H x 22"D
 Twin Cabinet | C/BA221/NC



Barcelona 221 Corner 45"W x 24.75"H x 22"D
 Twin Corner Cabinet | C/BA221CR/NC



Barcelona 329 45"W x 34.5"H x 22"D
 Twin Cabinet | C/BA329/NC



Barcelona 329 Corner 45"W x 34.5"H x 22"D
 Twin Corner Cabinet | C/BA329CR/NC



Barcelona 323 45"W x 34.5"H x 22"D
 Twin Cabinet | C/BA323/NC
 Rack Mount Cabinet | C/BA323RM/NC



Barcelona 323 Corner 45"W x 34.5"H x 22"D
 Twin Corner Cabinet | C/BA323CR/NC



Barcelona 236 65.75"W x 24.75"H x 22"D
 Triple Cabinet | C/BA236/NC



Barcelona 237 65.75"W x 24.75"H x 22"D
 Triple Cabinet | C/BA237/NC



Barcelona 336 65.75"W x 34.5"H x 22"D
 Triple Cabinet | C/BA336/NC



Barcelona 337 65.75"W x 34.5"H x 22"D
 Triple Cabinet | C/BA337/NC



Barcelona 339 65.75"W x 34.5"H x 22"D
 Triple Cabinet | C/BA339/NC

CR - Corner
 RM - Rack Mount, Pro Audio
 SUB - Subwoofer Enclosure

 - Speaker Integration



INTERIOR SPECIFICATIONS

A - Single-Width Compartment

19.75"W x 19.5"D x 17.75"H

B - Single-Width Compartment

19.75"W x 19.5"D x 27.75"H

C - Media Drawer

18.625"W x 18"D x 7.75"H

holds 75 DVD's and or 111 CD's upright

D - Single-Width Center Speaker / Multi-Functional Compartment

19.75"W x 19.5"D x 9"H

G - Double-Width Center Speaker / Multi-Functional Compartment

40.5"W x 19.5"D x 9"H

F - Triple-Width Center Speaker / Multi-Functional Compartment

61.25"W x 19.5"D x 9"H

J - Double-Width Compartment

40"W* x 19"D* x 17.5"H

H - Double-Width Compartment

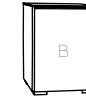
40"W* x 19"D* x 27.75"H



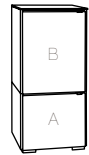
217
SUBWOOFER ENCLOSURE
Includes Rear Speaker Grill



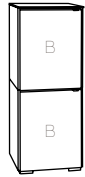
217
Rec. TV Size: up to 32"
Top Holds: 350 lbs



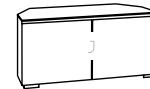
317
Rec. TV Size: up to 32"
Top Holds: 350 lbs



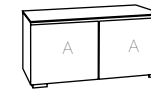
517
Rec. TV Size: up to 32"
Top Holds: 350 lbs



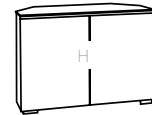
617
Rec. TV Size: up to 32"
Top Holds: 350 lbs



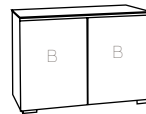
212 CORNER
Rec. TV Size: up to 46"
Top Holds: 350 lbs



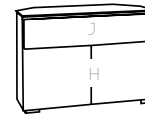
221
Rec. TV Size: up to 46"
Top Holds: 350 lbs



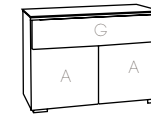
323 CORNER
Rec. TV Size: up to 46"
Top Holds: 350 lbs



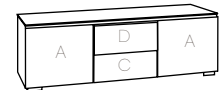
323
Rec. TV Size: up to 46"
Top Holds: 350 lbs



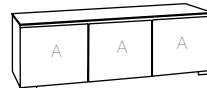
329 CORNER
Rec. TV Size: up to 46"
Top Holds: 200 lbs



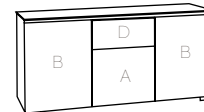
329
Rec. TV Size: up to 32"
Top Holds: 200 lbs



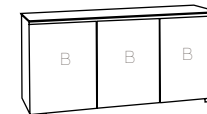
236
Rec. TV Size: up to 65"
Top Holds: 350 lbs



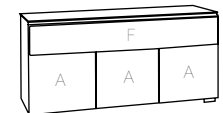
237
Rec. TV Size: up to 65"
Top Holds: 350 lbs



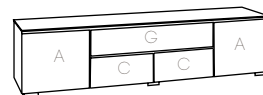
336
Rec. TV Size: up to 65"
Top Holds: 350 lbs



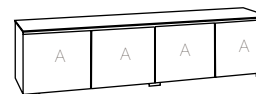
337
Rec. TV Size: up to 65"
Top Holds: 350 lbs



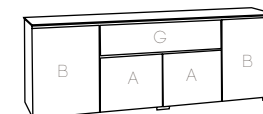
339
Rec. TV Size: up to 65"
Top Holds: 150 lbs



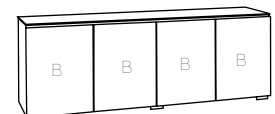
245
Rec. TV Size: up to 70"+
Top Holds: 350 lbs



247
Rec. TV Size: up to 70"+
Top Holds: 350 lbs

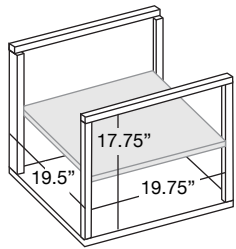


345
Rec. TV Size: up to 70"+
Top Holds: 350 lbs

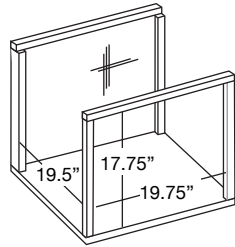


347
Rec. TV Size: up to 70"+
Top Holds: 350 lbs

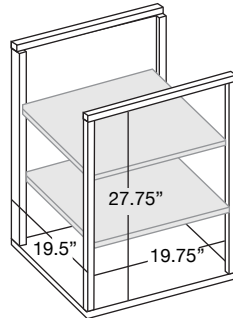
INTERIOR SPECIFICATIONS



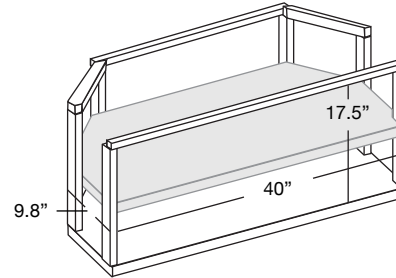
A



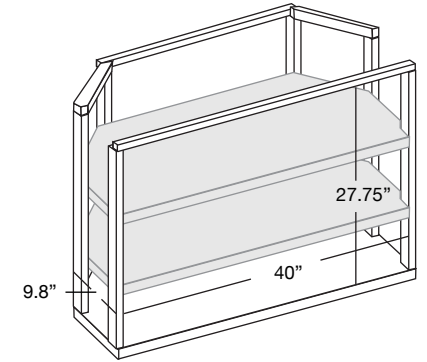
A1



B

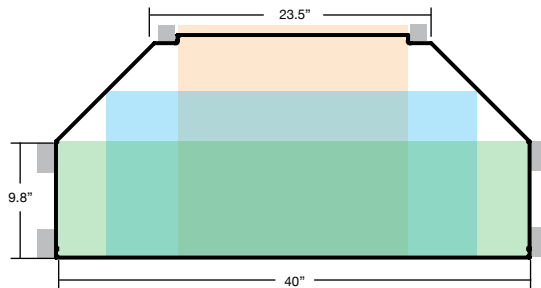


J



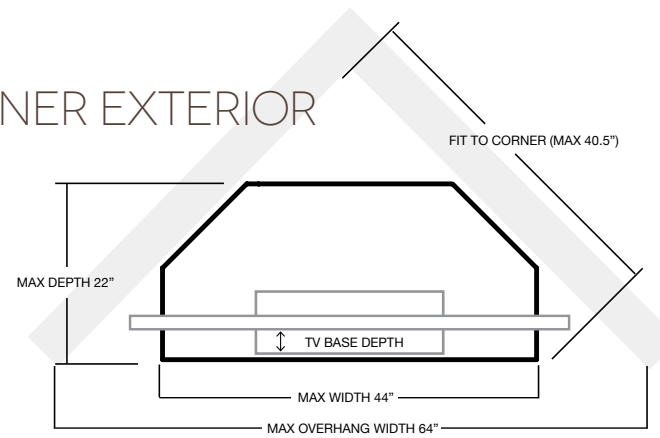
H

CORNER INTERIOR



- 40" wide x 10" deep
- 32" wide x 14" deep
- 19" wide x 20" deep

CORNER EXTERIOR



TV SIZING:

For every 1" of depth required by the TV base, subtract 1.8 from 64. This is the MAX TV width at the required depth. Note: Minor gains can be had by moving cabinet forward. This will cause a gap but will produce 1.8" in width per inch moved forward.