




CONTEMPORARY, CASUAL

CORSICA

AMERICAN CHERRY, BLACK GLASS

This easygoing and laidback style is represented in a cherry finish, with extra-thick end panels



American Cherry Finish, Wood Framed Smoked Glass Door With Hidden Finger Pull

Black Speaker Grill

Black Glass Top



Corsica 217 25.75"W x 22.5"H x 21.25"D
Single Cabinet | C/CO217/AC
Subwoofer Enclosure | C/CO217SE/AC



Corsica 317 25.75"W x 32"H x 21.25"D
Single Cabinet | C/CO317/AC
Rack Mount Cabinet | C/CO317RM/AC



Corsica 517 25.75"W x 51.75"H x 21.25"D
Single Cabinet | C/CO517/AC
Rack Mount Cabinet | C/CO517RM/AC



Corsica 617 25.75"W x 61.25"H x 21.25"D
Single Cabinet | C/CO617/AC
Rack Mount Cabinet | C/CO617RM/AC



Corsica 221 46.5"W x 22.5"H x 21.25"D
Twin Cabinet | C/CO221/AC



Corsica 221 Corner 46.5"W x 22.5"H x 21.25"D
Twin Corner Cabinet | C/CO221CR/AC



Corsica 329 46.5"W x 32"H x 21.25"D
Twin Cabinet | C/CO329/AC



Corsica 329 Corner 46.5"W x 32"H x 21.25"D
Twin Corner Cabinet | C/CO329CR/AC



Corsica 323 46.5"W x 32"H x 21.25"D
Twin Cabinet | C/CO323/AC
Rack Mount Cabinet | C/CO323RM/AC



Corsica 323 Corner 46.5"W x 32"H x 21.25"D
Twin Corner Cabinet | C/CO323CR/AC



Corsica 236 67.25"W x 22.5"H x 21.25"D
Triple Cabinet | C/CO236/AC



Corsica 237 67.25"W x 22.5"H x 21.25"D
Triple Cabinet | C/CO237/AC



Corsica 336 67.25"W x 32"H x 21.25"D
Triple Cabinet | C/CO336/AC



Corsica 337 67.25"W x 32"H x 21.25"D
Triple Cabinet | C/CO337/AC



Corsica 339 67.25"W x 32"H x 21.25"D
Triple Cabinet | C/CO339/AC



Corsica 245 88"W x 22.5"H x 21.25"D
Quad Cabinet | C/CO245/AC



Corsica 247 88"W x 22.5"H x 21.25"D
Quad Cabinet | C/CO247/AC




Corsica 345 88"W x 32"H x 21.25"D
Quad Cabinet | C/CO345/AC



Corsica 347 88"W x 32"H x 21.25"D
Quad Cabinet | C/CO347/AC

CR - Corner
RM - Rack Mount, Pro Audio
SUB - Subwoofer Enclosure

 Speaker Integration



INTERIOR SPECIFICATIONS

A - Single-Width Compartment

19.75"W x 19.5"D x 17.75"H

B - Single-Width Compartment

19.75"W x 19.5"D x 27.75"H

C - Media Drawer

18.625"W x 18"D x 7.75"H

holds 75 DVD's and or 111 CD's upright

D - Single-Width Center Speaker / Multi-Functional Compartment

19.75"W x 19.5"D x 9"H

G - Double-Width Center Speaker / Multi-Functional Compartment

40.5"W x 19.5"D x 9"H

F - Triple-Width Center Speaker / Multi-Functional Compartment

61.25"W x 19.5"D x 9"H

J - Double-Width Compartment

40"W* x 19"D* x 17.5"H

H - Double-Width Compartment

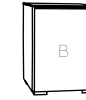
40"W* x 19"D* x 27.75"H



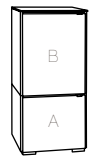
217
SUBWOOFER ENCLOSURE
Includes Rear Speaker Grill



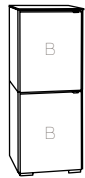
217
Rec. TV Size: up to 32"
Top Holds: 150 lbs



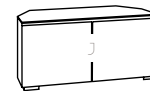
317
Rec. TV Size: up to 32"
Top Holds: 150 lbs



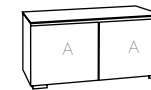
517
Rec. TV Size: up to 32"
Top Holds: 150 lbs



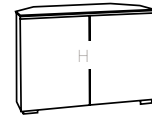
617
Rec. TV Size: up to 32"
Top Holds: 150 lbs



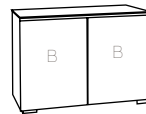
212 CORNER
Top Holds: 150 lbs



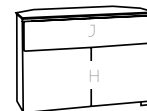
221
Rec. TV Size: up to 46"
Top Holds: 150 lbs



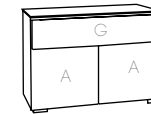
323 CORNER
Top Holds: 150 lbs



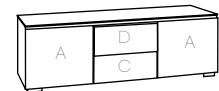
323
Rec. TV Size: up to 46"
Top Holds: 150 lbs



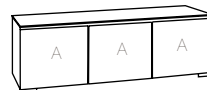
329 CORNER
Top Holds: 150 lbs



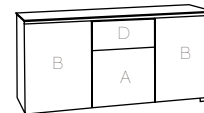
329
Rec. TV Size: up to 32"
Top Holds: 150 lbs



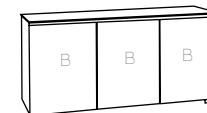
236
Rec. TV Size: up to 32"
Top Holds: 150 lbs



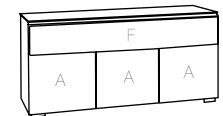
237
Rec. TV Size: up to 65"
Top Holds: 150 lbs



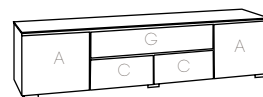
336
Rec. TV Size: up to 65"
Top Holds: 150 lbs



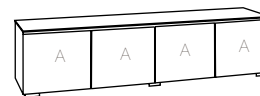
337
Rec. TV Size: up to 65"
Top Holds: 150 lbs



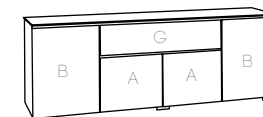
339
Rec. TV Size: up to 65"
Top Holds: 150 lbs



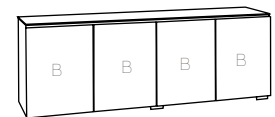
245
Rec. TV Size: up to 70"+
Top Holds: 150 lbs



247
Rec. TV Size: up to 70"+
Top Holds: 150 lbs

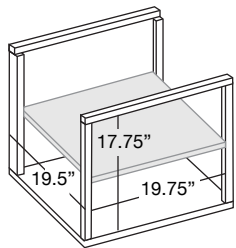


345
Rec. TV Size: up to 70"+
Top Holds: 150 lbs

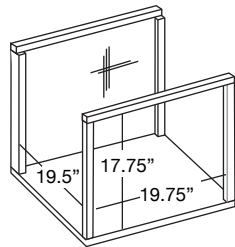


347
Rec. TV Size: up to 70"+
Top Holds: 150 lbs

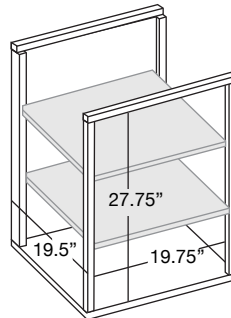
INTERIOR SPECIFICATIONS



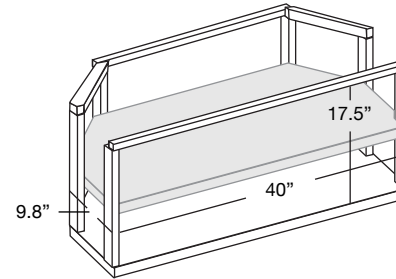
A



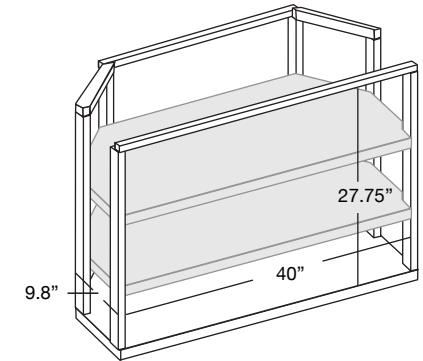
A1



B

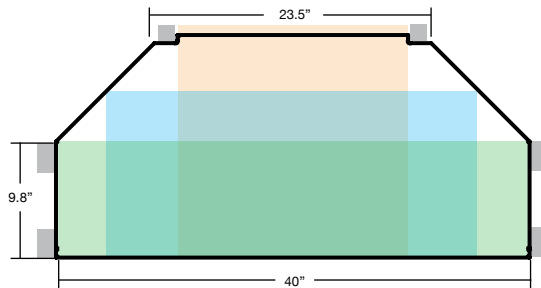


J



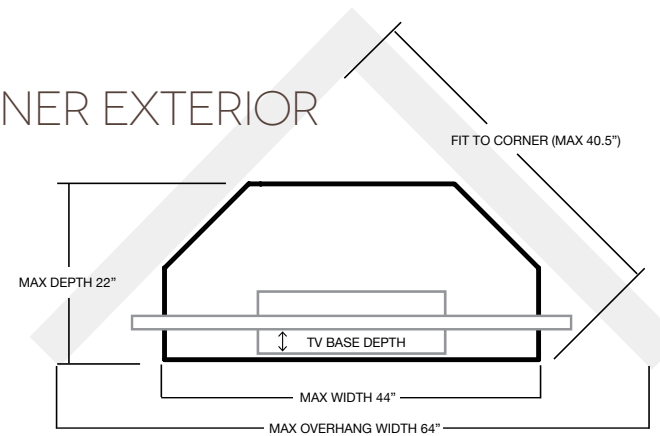
H

CORNER INTERIOR



- 40" wide x 10" deep
- 32" wide x 14" deep
- 19" wide x 20" deep

CORNER EXTERIOR



TV SIZING:

For every 1" of depth required by the TV base, subtract 1.8 from 64. This is the MAX TV width at the required depth. Note: Minor gains can be had by moving cabinet forward. This will cause a gap but will produce 1.8" in width per inch moved forward.