

IN-WALL RANGE: 19" / 27" / 32" / 42" / 46" / 55"



- Fully sealed unit - protected against moisture and dust
- IP66 protection rating
- Slimline design, fully flush to the wall for an elegant finish
- Full HD LED screen
- Designed and manufactured in England
- Simple 2-part installation
- Guaranteed for 2 years

Videotree's Lifestyle range of in-wall televisions are designed and built in England with an IP66 rating to provide the ultimate protection against dust and moisture, whilst integrating the latest technology to provide the highest picture quality for perfect viewing in any setting.



Videotree's Lifestyle range of in-wall waterproof televisions provide both style and elegance with a HD LED screen for high quality viewing.



Videotree's Lifestyle range of in-wall televisions are easy to install and designed to fit fully flush to your wall for an elegant, sleek finish. With an IP66 protection rating, each Lifestyle television is designed and hand-built right here in England to ensure complete protection against dust and moisture in the assembly process. Each television maintains a high quality HD LED screen for incredible viewing in any environment and is supplied with a wide range of inputs including HDMI, PC, Component, RGB, RS232 and IR in and out - compatible with all leading home and professional integration systems.



The Lifestyle range of televisions feature a thin chrome bezel as standard and are available in a choice of black, white or mirrored glass to suit your decor. A range of bespoke frames and finishes are also available to complement your design requirements.

CONTROL

Dynamnic, easy-to-use controls with a range of inputs to suit your needs.



Reverse IR Modulated and Unmodulated



RS232C Control Crestron, AMX, Control4 etc



Videotree Touch Tile

12V Power Supply Unit (19" & 27")

24V Power Supply Unit (32"-55")



CONTROL BOARD

Each Videotree television comes with our very own control system, designed & built right here in England.



CONTROLS AND FEEDS

Hospitality port

Reverse infra-red port

YPbPr input (mini jack)

IPTV connectivity (optional extra)

External source selection on TV

3 x HDMI inputs

SCART CVBS / RGB

Full RS232 control included

PC input with audio

Terrestrial tuner (DVB-T / T2)

Satellite tuner (DVB-S / S2)

Built in to every Videotree television is our very own control system - patented technology, designed and manufactured in the UK by our expert team of technicians.

Each control system comes with a range of inputs and feeds, making every Videotree television ideal for both the home and professional environments where multi-room and multi-channel functionality is key.

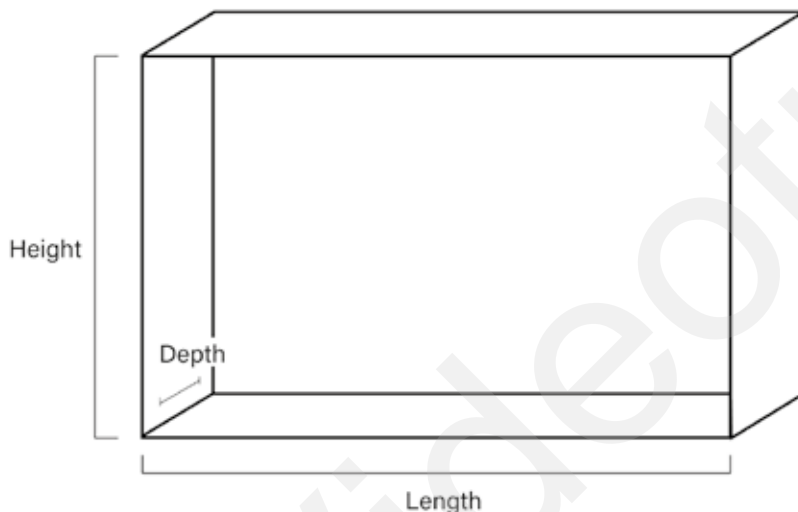
DIMENSIONS

Use the diagrams and keys below to understand the cut-out dimensions required for installation.

IN-WALL CUT-OUT DIMENSIONS

TELEVISION SIZE						
	19"	27"	32"	42"	46"	55"
Length	451	634	742	981	1067	1261
Height	280	384	447	584	632	742
Depth	41	41	61	61	61	61

*Measurements are in millimetres (mm) unless otherwise stated.



Videotree Lifestyle in-wall televisions do not require additional surrounding space for ventilation due to their unique design incorporating metal framework.

QUICK-STEP INSTALLATION GUIDE

Videotree in-wall televisions are quick and easy to install:

- 1) Note the correct measurements for your television using the guides on pages 5-7.
- 2) Select the most appropriate wall to install your television - taking into account height, viewing angles (see page 8), direct sunlight and access to the appropriate electrical points.
- 3) Using the 'cut-out dimensions' as a guide, create the in-wall cut-out for your television in the wall of your choice. Ensure that there is access to the electrical points required.
- 4) Slot the back-box in to the wall and fix in place using bolts or screws as required (not supplied).
- 5) Ensure your television is correctly connected to the electrical points (this may require two people) then simply slot the television in to the back-box. Seal the edges with a waterproof sealant and your television installation is complete.

Use the diagrams on page 7 and the keys provided below to understand the size of your television screen and back-box.

TELEVISION SCREEN AND BACK-BOX DIMENSIONS

TELEVISION SIZE						
KEY*	19"	27"	32"	42"	46"	55"
A	450	633	741	980	1066	1260
B	40	40	60	60	60	60
C	279	383	446	584	632	741
D	456	639	747	986	1073	1266
E	285	389	452	589	637	747
F	35	35	60	60	60	60
PACKAGING DIMENSIONS						
Length	553	735	820	1200	1250	1500
Depth	180	180	100	100	100	200
Height	497	550	520	650	700	1200
Weight (kg)	11kg	16kg	22kg	29kg	35kg	40kg

*Measurements are in millimetres (mm) unless otherwise stated.


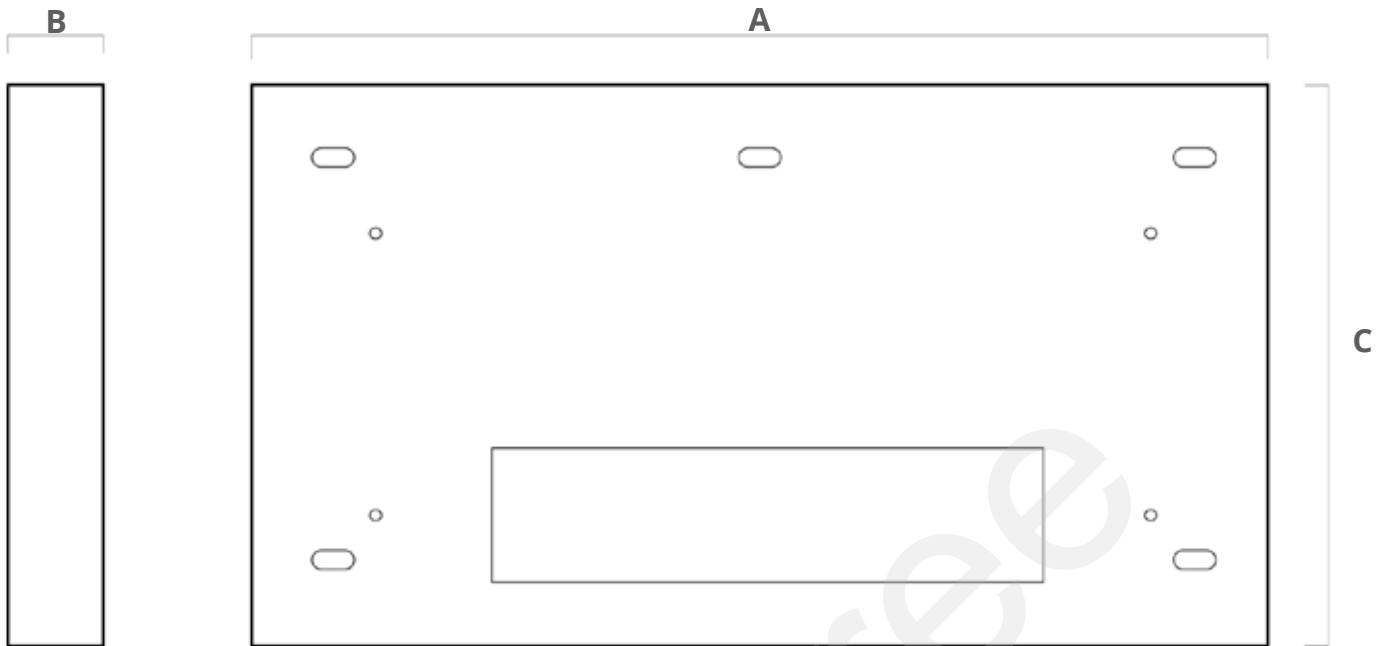
2 Part Installation




DIMENSIONS

continued

BACK-BOX



SCREEN



SPECIFICATIONS

Professional, near-broadcast quality, fully waterproof HD television.



GENERAL INFORMATION

Temperature:

Operating \updownarrow 0°C to 50°C

Storage \updownarrow -10°C to 60°C

Humidity:

Operating ☼ 5% to 80% RH (non-condensing)

Storage ☼ 5% to 80% RH (non-condensing)

Installation In-wall installation. Indoor use.

OSD Language English/French/German/Spanish/Italian/Russian + 16 languages

Usage Life Up to 60,000 hours typical

SCREEN

Contrast Ratio 5000:1

Aspect Ratio 16:9

Driver Element a-Si TFT active matrix

Colour Depth 10 Bit

Number of Pixels Standard: 1360 x 768 (19")
Full: 1920 x 1080 (27" - 55")

Brightness 300 - 700 NIT

Viewing Angle Up/Down 88° / 88°
Left/Right 88° / 88°

AUDIO OUT

Digital Audio SPDIF Coax

Line level audio out (included)

Speakers out (included)

Audio out 2 x 8W @ 8 Ω THD <10%

Noise reduction 3D

Dolby Licensed

VIDEO

.mp3 / .wma / .m4a / .aac

PHOTO

.jpg / .jpeg / .bmp / .png

USB

Supports photo, music and video files

digital

HDMI[®]
HIGH DEFINITION MULTIMEDIA INTERFACE

DOLBY[®]

Freeview

DVB T2

CONTROLS AND FEEDS

Hospitality port

Reverse infra-red port

Touch Tile (optional extra)

IPTV connectivity (optional extra)

External source selection on TV

3 x HDMI inputs

SCART CVBS / RGB

Full RS232 control included

PC input with audio

YPbPr input (mini-jack)

Terrestrial tuner (DVB-T / T2)

Satellite tuner (DVB-S / S2)

POWER

220V / 240V AC requirement

12V (19"-27") or 24V (32"-55") to screen

Low Power Standby Mode (<0.5 Watt)

12V Trigger Out (optional extra)

MOVIE

.avi (DivX, Xvid, MPEG-4) .mp4

.mpg MPEG-1, MPEG-2 .ts

.dat MPEG-1 .dat

.mov .mkv H.264 .rmvb .rm

PRODUCT CODES

TELEVISION SIZE	INSTALLATION	PRODUCT CODE
19"	IN-WALL	VTL19i
27"	IN-WALL	VTL27i
32"	IN-WALL	VTL32i
42"	IN-WALL	VTL42i
46"	IN-WALL	VTL46i
55"	IN-WALL	VTL55i

Each television is available in a range of coloured glass finish:

Black (add "-B" to product code)

White (add "-W" to product code)

Mirror (add "-M" to product code)



Unit 1 Ember Centre
Hersham Trading Estate
Lyon Road
Walton-On-Thames
Surrey, KT12 3PU
United Kingdom
Telephone: 01932 267 797
Overseas: +44 (0)1932 267 797
Email: sales@videotree.com
Web: www.videotree.com

Videotree Technical Specifications are subject to changes at anytime. The measurements provided are given as a guide and should not be used for installation purposes. Please refer to your instruction manual or contact Videotree for more information.

Dolby® and the Dolby® logo are registered trademarks of Dolby Laboratories.
DVB is a registered trademark of the DVB Project.
HDMI®, the HDMI® Logo and High-Definition Multimedia Interface are trademarks or registered trademarks of HDMI®.